

## Product Datasheet

### RSPO4 Rabbit Polyclonal Antibody (orb1879623)

<b>Catalog Number</b>	orb1879623
<b>Category</b>	Antibodies
<b>Description</b>	The RSPO4 Antibody is suitable for FC, IHC, WB. It is a Polyclonal, Unconjugated antibody which raised against KLH-conjugated synthetic peptide encompassing a sequence within the C-terminal region of human RSPO4. The exact sequence is proprietary. Purification: The antibody was purified by immunogen affinity chromatography.
<b>Target</b>	RSPO4
<b>Clonality</b>	Polyclonal
<b>Species/Host</b>	Rabbit
<b>Conjugation</b>	Unconjugated
<b>Reactivity</b>	Human
<b>Form/Appearance</b>	Liquid
<b>Buffer/Preservatives</b>	0.42% Potassium phosphate, 0.87% Sodium chloride, pH 7.3, 30% glycerol, and 0.01% sodium azide.
<b>Purification</b>	The antibody was purified by immunogen affinity chromatography.
<b>Immunogen</b>	KLH-conjugated synthetic peptide encompassing a sequence within the C-terminal region of human RSPO4. The exact sequence is proprietary.
<b>UniProt ID</b>	<a href="#">Q2I0M5</a>
<b>Tested applications</b>	FC, IHC, WB
<b>Dilution range</b>	WB (1/500 - 1/1000), IH (1/50 - 1/200), FC (1/10 - 1/50)

**Biorbyt Ltd.**

7 Signet Court, Swann Road  
Cambridge  
CB5 8LA  
United Kingdom

Email: [info@biorbyt.com](mailto:info@biorbyt.com), [support@biorbyt.com](mailto:support@biorbyt.com)

Phone: [+44 \(0\)1223 859353](tel:+44(0)1223859353) | Fax: [+1 \(415\) 651-8558](tel:+1(415)651-8558)

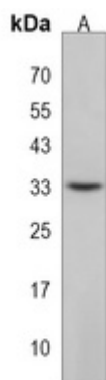
**Biorbyt LLC**

68 TW Alexander Drive  
Research Triangle Park  
Durham  
NC 27713-2847  
United States

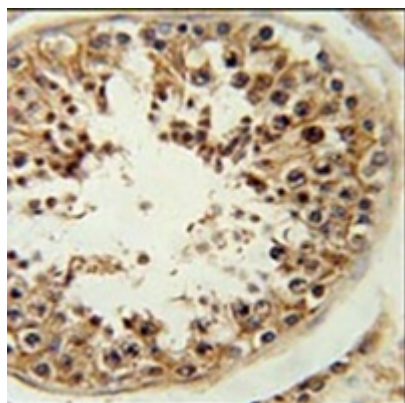
Email: [info@biorbyt.com](mailto:info@biorbyt.com), [support@biorbyt.com](mailto:support@biorbyt.com)

Phone: [+1 \(415\) 906-5211](tel:+1(415)906-5211) | Fax: [+1 \(415\) 651-8558](tel:+1(415)651-8558)

<b>Specificity</b>	Recognizes endogenous levels of RSPO4 protein.
<b>Antibody Type</b>	Primary Antibody
<b>Storage</b>	Maintain refrigerated at 2-8°C for up to 2 weeks. For long term storage store at -20°C in small aliquots to prevent freeze-thaw cycles.
<b>Note</b>	For research use only
<b>Entrez</b>	<b>343637</b>
<b>Expiration Date</b>	12 months from date of receipt.



Western blot analysis of RSPO4 expression in Jurkat (A) whole cell lysates. (Predicted band size: 26 kD; Observed band size: 33 kD)



Immunohistochemical analysis of RSPO4 staining in human testis formalin fixed paraffin embedded tissue section. The section was pre-treated using heat mediated antigen retrieval with sodium citrate buffer (pH 6.0). The section was then incubated with the antibody at room temperature and detected using an HRP conjugated compact polymer system. DAB was used as the chromogen. The section was then counterstained with haematoxylin and mounted with DPX.

**Biorbyt Ltd.**

7 Signet Court, Swann Road  
Cambridge  
CB5 8LA  
United Kingdom

Email: [info@biorbyt.com](mailto:info@biorbyt.com), [support@biorbyt.com](mailto:support@biorbyt.com)


Phone: [+44 \(0\)1223 859353](tel:+44(0)1223859353) | Fax: [+1 \(415\) 651-8558](tel:+1(415)651-8558)

**Biorbyt LLC**

68 TW Alexander Drive  
Research Triangle Park  
Durham  
NC 27713-2847  
United States

Email: [info@biorbyt.com](mailto:info@biorbyt.com), [support@biorbyt.com](mailto:support@biorbyt.com)

Phone: [+1 \(415\) 906-5211](tel:+1(415)906-5211) | Fax: [+1 \(415\) 651-8558](tel:+1(415)651-8558)



Flow cytometric analysis of Jurkat cells using Anti-RSPO4 Antibody. The cells were fixed with 2% paraformaldehyde (10 min) and then permeabilized with 90% methanol for 10 min. The cells were incubated in 2% bovine serum albumin to block non-specific protein-protein interactions followed by the antibody at 37 °C for 60 min. The secondary antibody Goat Anti-Rabbit IgG (H&L) - AF488 was incubated at 37 °C for 40 min. Isotype control antibody (blue line) was used under the same condition.

**Biorbyt Ltd.**

7 Signet Court, Swann Road  
Cambridge  
CB5 8LA  
United Kingdom

Email: [info@biorbyt.com](mailto:info@biorbyt.com), [support@biorbyt.com](mailto:support@biorbyt.com)

Phone: [+44 \(0\)1223 859353](tel:+44(0)1223859353) | Fax: [+1 \(415\) 651-8558](tel:+1(415)651-8558)

**Biorbyt LLC**

68 TW Alexander Drive  
Research Triangle Park  
Durham  
NC 27713-2847  
United States

Email: [info@biorbyt.com](mailto:info@biorbyt.com), [support@biorbyt.com](mailto:support@biorbyt.com)

Phone: [+1 \(415\) 906-5211](tel:+1(415)906-5211) | Fax: [+1 \(415\) 651-8558](tel:+1(415)651-8558)