

Product Datasheet

CD74 Biosimilar Antibody (orb1826918)

Catalog Number	orb1826918
Category	Antibodies
Description	Anti-CD74(milatuzumab biosimilar) mAb
Target	CD74
Clonality	Monoclonal
Species/Host	Human Humanized
Isotype	Human IgG1(K214R) - kappa
Conjugation	Unconjugated
Reactivity	Human
Reconstitution	Lyophilized from sterile PBS, pH 7.4. Normally 5 % - 8% trehalose is added as protectants before lyophilization. Please see Certificate of Analysis for specific instructions.
Purification	Purified from cell culture supernatant by affinity chromatography
UniProt ID	P04233
Tested applications	ELISA, FC
Dilution range	ELISA 1:5000-10000, Flow Cyt 1:100
Antibody Type	Biosimilar Antibody
Storage	Maintain refrigerated at 2-8°C for up to 2 weeks. For long term storage store at -20°C in small aliquots to prevent freeze-thaw cycles.

Biorbyt Ltd.

7 Signet Court, Swann Road
Cambridge
CB5 8LA
United Kingdom

Email: info@biorbyt.com, support@biorbyt.com
Phone: [+44 \(0\)1223 859353](tel:+44(0)1223859353) | Fax: [+1 \(415\) 651-8558](tel:+1(415)651-8558)

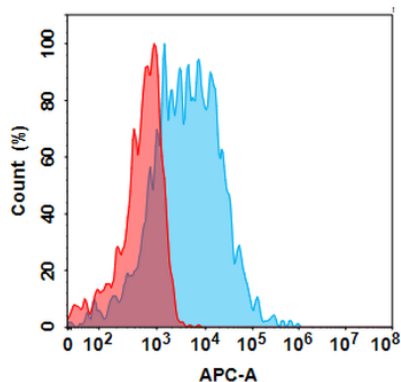
Biorbyt LLC

68 TW Alexander Drive
Research Triangle Park
Durham
NC 27713-2847
United States

Email: info@biorbyt.com, support@biorbyt.com
Phone: [+1 \(415\) 906-5211](tel:+1(415)906-5211) | Fax: [+1 \(415\) 651-8558](tel:+1(415)651-8558)

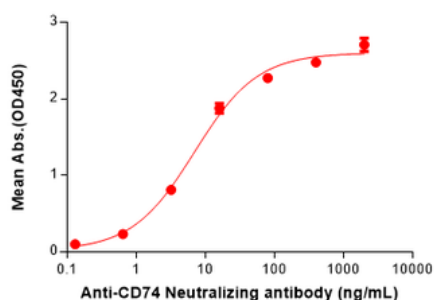
Note For research use only

Expiration Date 12 months from date of receipt.

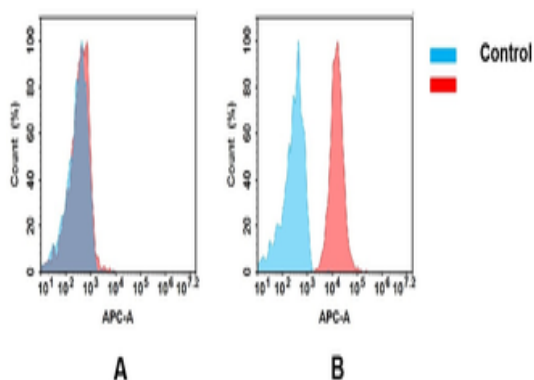


Flow cytometry analysis with 15 µg/mL Anti-CD74 (milatuzumab biosimilar) mAb (orb1826918) on Expi293 cells transfected with Human CD74 protein (Blue histogram) or Expi293 transfected with irrelevant protein (Red histogram).

Anti-CD74(milatuzumab biosimilar) mAb ELISA
0.2 µg of Human CD74, hFc tagged protein per well



ELISA plate pre-coated by 2 µg/mL (100 µL/well) Human CD74 Protein, hFc Tag (orb1173822) can bind Anti-CD74 (milatuzumab biosimilar) mAb (orb1826918) in a linear range of 0.64–16 ng/ml. In order to specifically detect orb1826918, mouse anti-human Fab-specific antibody was used as detection antibody.



Flow cytometry analysis of antigen binding of anti-human CD74 mAb (orb1826918). (A) orb1826918 does not bind to 293T cells that do not express CD74. (B) A clear peak shift of orb1826918 was seen compared to the control when incubated with CD74-expressing Raji cells, indicating strong binding of orb1826918 to CD74. Antibodies were incubated at 5 µg/mL.

Biorbyt Ltd.

7 Signet Court, Swann Road
Cambridge
CB5 8LA
United Kingdom

Email: info@biorbyt.com, support@biorbyt.com
Phone: +44 (0)1223 859353 | Fax: +1 (415) 651-8558

Biorbyt LLC

68 TW Alexander Drive
Research Triangle Park
Durham
NC 27713-2847
United States

Email: info@biorbyt.com, support@biorbyt.com
Phone: +1 (415) 906-5211 | Fax: +1 (415) 651-8558