

## Product Datasheet

### CD93 Biosimilar Antibody (orb1826912)

<b>Catalog Number</b>	orb1826912
<b>Category</b>	Antibodies
<b>Description</b>	Anti-CD93(biosimilar) mAb
<b>Target</b>	CD93
<b>Clonality</b>	Monoclonal
<b>Species/Host</b>	Human Humanized
<b>Isotype</b>	Human IgG1 - kappa
<b>Conjugation</b>	Unconjugated
<b>Reactivity</b>	Human
<b>Reconstitution</b>	Lyophilized from sterile PBS, pH 7.4. Normally 5 % - 8% trehalose is added as protectants before lyophilization. Please see Certificate of Analysis for specific instructions.
<b>Purification</b>	Purified from cell culture supernatant by affinity chromatography
<b>UniProt ID</b>	<b>Q9NPY3</b>
<b>Tested applications</b>	ELISA, FC
<b>Dilution range</b>	ELISA 1:5000-10000, Flow Cyt 1:100
<b>Antibody Type</b>	Biosimilar Antibody
<b>Storage</b>	Maintain refrigerated at 2-8°C for up to 2 weeks. For long term storage store at -20°C in small aliquots to prevent freeze-thaw cycles.

#### Biorbyt Ltd.

7 Signet Court, Swann Road  
Cambridge  
CB5 8LA  
United Kingdom

Email: [info@biorbyt.com](mailto:info@biorbyt.com), [support@biorbyt.com](mailto:support@biorbyt.com)  
Phone: [+44 \(0\)1223 859353](tel:+44(0)1223859353) | Fax: [+1 \(415\) 651-8558](tel:+1(415)651-8558)

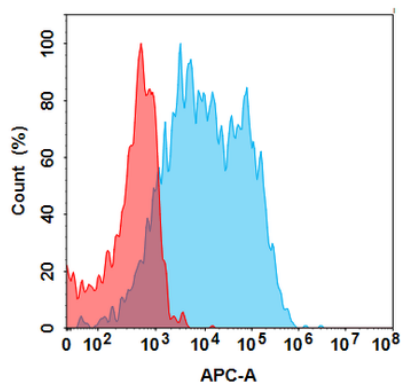
#### Biorbyt LLC

68 TW Alexander Drive  
Research Triangle Park  
Durham  
NC 27713  
United States

Email: [info@biorbyt.com](mailto:info@biorbyt.com), [support@biorbyt.com](mailto:support@biorbyt.com)  
Phone: [+1 \(415\) 906-5211](tel:+1(415)906-5211) | Fax: [+1 \(415\) 651-8558](tel:+1(415)651-8558)

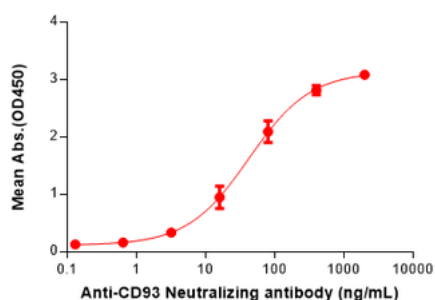
**Note** For research use only

**Expiration Date** 12 months from date of receipt.

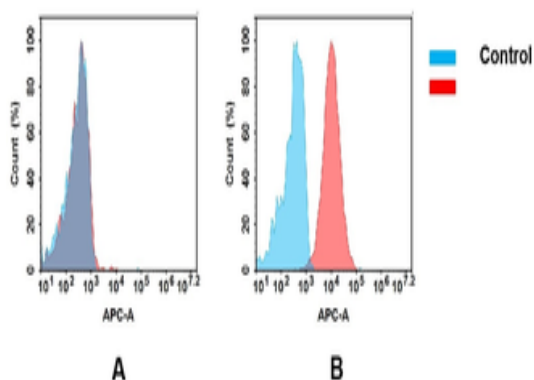


Flow cytometry analysis with 1 µg/mL Anti-CD93 (biosimilar) mAb (orb1826912) on Expi293 cells transfected with Human CD93 protein (Blue histogram) or Expi293 transfected with irrelevant protein (Red histogram).

**Anti-CD93(biosimilar) mAb ELISA**  
0.2 µg of Human CD93, hFc tagged protein per well



ELISA plate pre-coated by 2 µg/mL (100 µL/well) Human CD93 Protein, hFc Tag (orb1173776) can bind Anti-CD93 (biosimilar) mAb (orb1826912) in a linear range of 3.20–80 ng/ml. In order to specifically detect orb1826912, mouse anti-human Fab-specific antibody was used as detection antibody.



Flow cytometry analysis of antigen binding of anti-human CD93 mAb (orb1826912). (A) orb1826912 does not bind to Jurkat cells that do not express CD93. (B) A clear peak shift of orb1826912 was seen compared to the control when incubated with CD93-expressing THP-1 cells, indicating strong binding of orb1826912 to CD93. Antibodies were incubated at 5 µg/mL.

**Biorbyt Ltd.**

7 Signet Court, Swann Road  
Cambridge  
CB5 8LA  
United Kingdom

Email: [info@biorbyt.com](mailto:info@biorbyt.com), [support@biorbyt.com](mailto:support@biorbyt.com)  
Phone: +44 (0)1223 859353 | Fax: +1 (415) 651-8558

**Biorbyt LLC**

68 TW Alexander Drive  
Research Triangle Park  
Durham  
NC 27713  
United States

Email: [info@biorbyt.com](mailto:info@biorbyt.com), [support@biorbyt.com](mailto:support@biorbyt.com)  
Phone: +1 (415) 906-5211 | Fax: +1 (415) 651-8558