

Product Datasheet

IL15 Antibody (orb1823393)

Description

Interleukin-15 (IL-15), also designated IL-T, is a cloned cytokine which shares several biological activities but no sequence homology with IL-2. Human, mouse and simian IL-15 cDNA clones have been isolated and characterized. All 3 species encode a 162 amino acid residue precursor protein containing a 48 amino acid leader that is cleaved to generate the mature form of IL-15. IL-15 stimulates the proliferation of T cells and NK cells, while enhancing B cell expansion and antibody production. Unlike IL-2, IL-15 is not produced by lymphocytes, but appears to be produced by macrophages, epithelial lines, muscle and placenta. IL-15 has also been shown to be a chemoattractant for human blood T lymphocytes and to be able to induce lymphokine-activated killer (LAK) activity in NK cells as well as to be able to induce the generation of cytolytic effector cells. Studies have shown that IL-15 is the only other cytokine that shares the beta signaling subunit of the IL-2R. Evidence also suggests that like IL-2, IL-4 and IL-7, IL-15 utilizes the common IL-2Rgamma subunit.

Species/Host

Mouse

Reactivity

Human

Conjugation

Unconjugated

Tested Applications

IHC-P

Immunogen

A recombinant fragment of human IL15 was used as the immunogen for the Interleukin-15 antibody.

Storage

Aliquot the Interleukin-15 antibody and store frozen at -20°C or colder. Avoid repeated freeze-thaw cycles.

Note

For research use only

Formula

1 mg/ml in 1X PBS; BSA free, sodium azide free

Isotype

Mouse IgG2, kappa

Clonality

Monoclonal

Biorbyt Ltd.

7 Signet Court, Swann's Road,
Cambridge, CB5 8LA, United Kingdom
Email: info@biorbyt.com, support@biorbyt.com
Phone: [+44 \(0\) 1223 859-353](tel:+44201223859353) | Fax: [+1 \(415\) 651-8558](tel:+14156518558)

Biorbyt LLC.

68 TW Alexander Drive,
Durham, NC, 27713, United States
Email: info@biorbyt.com, support@biorbyt.com
Phone: [+1 \(415\) 906-5211](tel:+14159065211) | Fax: [+1 \(415\) 651-8558](tel:+14156518558)

Clone Number IL15/4696

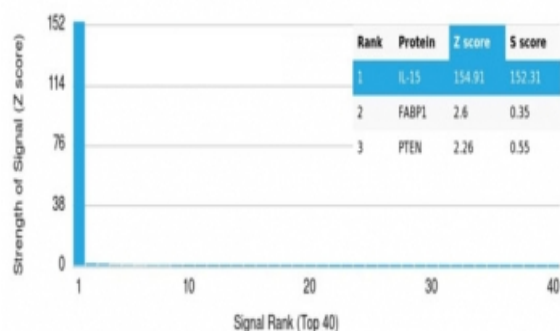
Antibody Type Primary Antibody

Uniprot ID **P40933**

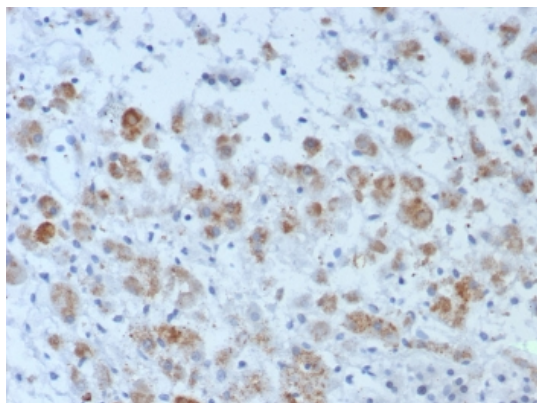
Hazard Information This Interleukin-15 antibody is available for research use only.

Dilution Range Immunohistochemistry (FFPE): 1-2ug/ml for 30 min at RT

Expiration Date 12 months from date of receipt.



Analysis of a HuProt (TM) microarray containing >19000 full-length human proteins using Interleukin-15 antibody (clone IL15/4696). Z- and S- Score: The Z-score represents the strength of a signal that a monoclonal antibody (in combination with a fluorescently-tagged anti-IgG secondary antibody) produces when binding to a particular protein on the HuProt (TM) array. Z-scores are described in units of standard deviations (SD's) above the mean value of all signals generated on that array. If targets on HuProt (TM) are arranged in descending order of the Z-score, the S-score is the difference (also in units of SD's) between the Z-score. S-score therefore represents the relative target specificity of a mAb to its intended target. A mAb is considered to specific to its intended target, if the mAb has an S-score of at least 2.5. For example, if a mAb binds to protein X with a Z-score of 43 and to protein Y with a Z-score of 14, then the S-score for the binding of that mAb to protein X is equal to 29.



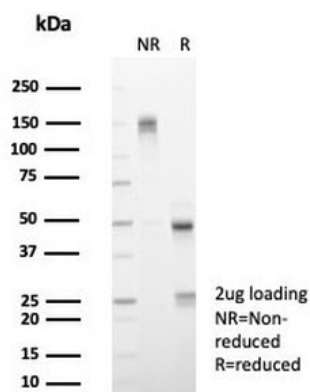
IHC staining of FFPE human adrenal gland tissue with Interleukin-15 antibody (clone IL15/4696). HIER: boil tissue sections in pH9 10 mM Tris with 1 mM EDTA for 20 min and allow to cool before testing.

Biorbyt Ltd.

7 Signet Court, Swann's Road,
Cambridge, CB5 8LA, United Kingdom
Email: info@biorbyt.com, support@biorbyt.com
Phone: [+44 \(0\) 1223 859-353](tel:+44(0)1223859353) | Fax: [+1 \(415\) 651-8558](tel:+1(415)6518558)

Biorbyt LLC.

68 TW Alexander Drive,
Durham, NC, 27713, United States
Email: info@biorbyt.com, support@biorbyt.com
Phone: [+1 \(415\) 906-5211](tel:+1(415)9065211) | Fax: [+1 \(415\) 651-8558](tel:+1(415)6518558)



SDS-PAGE analysis of purified, BSA-free Interleukin-15 antibody (clone IL15/4696) as confirmation of integrity and purity.

Biorbyt Ltd.

7 Signet Court, Swann's Road,
Cambridge, CB5 8LA, United Kingdom
Email: info@biorbyt.com, support@biorbyt.com
Phone: [+44 \(0\) 1223 859-353](tel:+44201223859353) | Fax: [+1 \(415\) 651-8558](tel:+14156518558)

Biorbyt LLC.

68 TW Alexander Drive,
Durham, NC, 27713, United States
Email: info@biorbyt.com, support@biorbyt.com
Phone: [+1 \(415\) 906-5211](tel:+14159065211) | Fax: [+1 \(415\) 651-8558](tel:+14156518558)