

Product Datasheet

Carbonic Anhydrase VIII Antibody / CA8 (orb1822887)

Catalog Number	orb1822887
Category	Antibodies
Description	<p>The protein encoded by this gene was initially named CA-related protein because of sequence similarity to other known carbonic anhydrase genes. However, the gene product lacks carbonic anhydrase activity (i.e., the reversible hydration of carbon dioxide). The gene product continues to carry a carbonic anhydrase designation based on clear sequence identity to other members of the carbonic anhydrase gene family. The absence of CA8 gene transcription in the cerebellum of the lurcher mutant in mice with a neurologic defect suggests an important role for this acatalytic form. Mutations in CA8 gene causes neuropathology, such as ataxia, mild mental retardation and the predisposition to quadrupedal gait. It is also associated with the development of colorectal and lung cancers. Additionally, it is upregulated in various cancers.</p>
Clonality	Monoclonal
Species/Host	Mouse
Isotype	Mouse IgG2a, kappa
Conjugation	Unconjugated
Reactivity	Human
Buffer/Preservatives	0.2 mg/ml in 1X PBS with 0.1 mg/ml rAlbumin, 0.05% sodium azide
Purification	Protein A/G affinity
Immunogen	Recombinant full-length human protein was used as the immunogen for the Carbonic Anhydrase VIII antibody.

Biorbyt Ltd.

7 Signet Court, Swann Road
Cambridge
CB5 8LA
United Kingdom

Email: info@biorbyt.com, support@biorbyt.com

Phone: [+44 \(0\)1223 859353](tel:+44(0)1223859353) | Fax: [+1 \(415\) 651-8558](tel:+1(415)6518558)

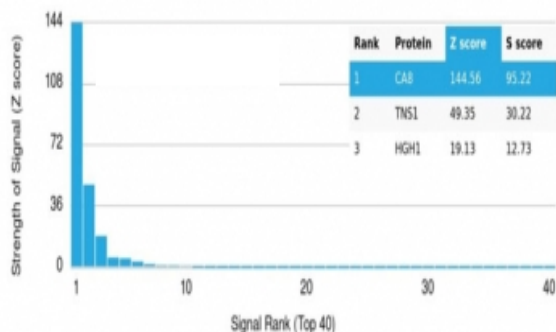
Biorbyt LLC

68 TW Alexander Drive
Research Triangle Park
Durham
NC 27713
United States

Email: info@biorbyt.com, support@biorbyt.com

Phone: [+1 \(415\) 906-5211](tel:+1(415)9065211) | Fax: [+1 \(415\) 651-8558](tel:+1(415)6518558)

UniProt ID	P35219
Tested applications	IHC-P, WB
Dilution range	Immunohistochemistry (FFPE): 1-2ug/ml for 30 min at RT,Western blot: 2-4ug/ml
Application notes	Optimal dilution of the Carbonic Anhydrase VIII antibody should be determined by the researcher.
Antibody Type	Primary Antibody
Clone Number	CA8/6814
Storage	Maintain refrigerated at 2-8°C for up to 2 weeks. For long term storage store at -20°C in small aliquots to prevent freeze-thaw cycles.
Note	For research use only
Expiration Date	12 months from date of receipt.



Analysis of a HuProt (TM) microarray containing more than 19000 full-length human proteins using Carbonic Anhydrase VIII antibody (clone CA8/6814). Z- and S- Score: The Z-score represents the strength of a signal that a monoclonal antibody (in combination with a fluorescently-tagged anti-IgG secondary antibody) produces when binding to a particular protein on the HuProt (TM) array. Z-scores are described in units of standard deviations (SD's) above the mean value of all signals generated on that array. If targets on HuProt (TM) are arranged in descending order of the Z-score, the S-score is the difference (also in units of SD's) between the Z-score. S-score therefore represents the relative target specificity of a mAb to its intended target. A mAb is considered to specific to its intended target, if the mAb has an S-score of at least 2.5. For example, if a mAb binds to protein X with a Z-score of 43 and to protein Y with a Z-score of 14, then the S-score for the binding of that mAb to protein X is equal to 29.

Biorbyt Ltd.

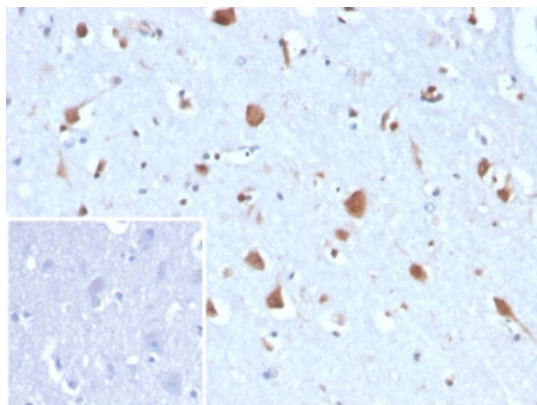
7 Signet Court, Swann Road
 Cambridge
 CB5 8LA
 United Kingdom

Email: info@biorbyt.com, support@biorbyt.com
 Phone: +44 (0)1223 859353 | Fax: +1 (415) 651-8558


Biorbyt LLC

68 TW Alexander Drive
 Research Triangle Park
 Durham
 NC 27713
 United States

Email: info@biorbyt.com, support@biorbyt.com
 Phone: +1 (415) 906-5211 | Fax: +1 (415) 651-8558



IHC staining of FFPE human brain tissue with Carbonic Anhydrase VIII antibody (clone CA8/6814). Inset: PBS used in place of primary Ab (secondary Ab negative control). HIER: boil tissue sections in pH9 10 mM Tris with 1 mM EDTA for 20 min and allow to cool before testing.



Western blot testing of human K562 cell lysate with Carbonic Anhydrase VIII antibody.

Biorbyt Ltd.

7 Signet Court, Swann Road
Cambridge
CB5 8LA
United Kingdom

Email: info@biorbyt.com, support@biorbyt.com

Phone: [+44 \(0\)1223 859353](tel:+44(0)1223859353) | Fax: [+1 \(415\) 651-8558](tel:+1(415)651-8558)

Biorbyt LLC

68 TW Alexander Drive
Research Triangle Park
Durham
NC 27713
United States

Email: info@biorbyt.com, support@biorbyt.com

Phone: [+1 \(415\) 906-5211](tel:+1(415)906-5211) | Fax: [+1 \(415\) 651-8558](tel:+1(415)651-8558)