

Product Datasheet

ERBB2 / HER2 / CD340 Reference Antibody (trastuzumab-MMAE) (orb1818365)

Catalog Number	orb1818365
Category	Antibodies
Description	Recombinant Antibody
Target	ERBB2
Clonality	Monoclonal
Isotype	IgG1
Conjugation	Unconjugated
Reactivity	Human
Form/Appearance	Purified monoclonal antibody supplied in PBS, pH 6.0, without preservative. This antibody is purified through a protein A column.
Concentration	1mg/ml
Protein Sequence	ERBB2 / HER2 / CD340
UniProt ID	P04626
MW	145 Da
Tested applications	FC, Kinetics
Antibody Type	Primary Antibody
Expression System	CHO Cell

Biorbyt Ltd.

7 Signet Court, Swann Road
Cambridge
CB5 8LA
United Kingdom

Email: info@biorbyt.com, support@biorbyt.com

Phone: [+44 \(0\)1223 859353](tel:+44(0)1223859353) | Fax: [+1 \(415\) 651-8558](tel:+1(415)6518558)

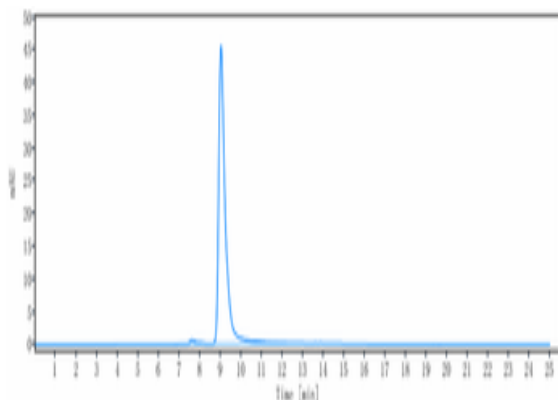
Biorbyt LLC

68 TW Alexander Drive
Research Triangle Park
Durham
NC 27713
United States

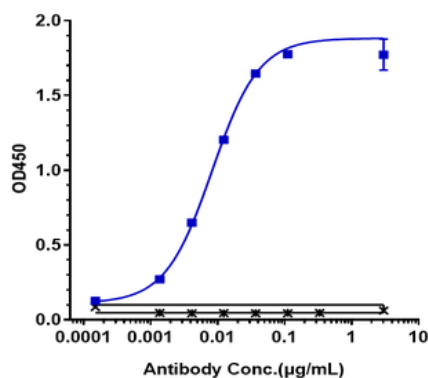
Email: info@biorbyt.com, support@biorbyt.com

Phone: [+1 \(415\) 906-5211](tel:+1(415)9065211) | Fax: [+1 \(415\) 651-8558](tel:+1(415)6518558)

Endotoxins	0.001EU/ μ g,determined by LAL method.
Storage	Maintain refrigerated at 2-8°C for up to 2 weeks. For long term storage store at -20°C in small aliquots to prevent freeze-thaw cycles.
Note	For research use only
Expiration Date	12 months from date of receipt.



The purity of Anti-ERBB2 / HER2 / CD340 Reference Antibody (trastuzumab-MMAE) is more than 95%, determined by SEC-HPLC.



Immobilized human HER2 His at 2 μ g/mL can bind Anti-ERBB2 / HER2 / CD340 Reference Antibody (trastuzumab-MMAE), $EC_{50}=0.008281$ μ g/mL

Biorbyt Ltd.

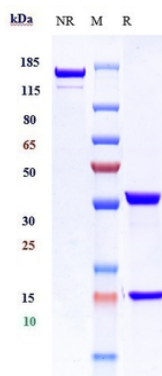
7 Signet Court, Swann Road
Cambridge
CB5 8LA
United Kingdom

Email: info@biorbyt.com, support@biorbyt.com
Phone: +44 (0)1223 859353 | Fax: +1 (415) 651-8558

Biorbyt LLC

68 TW Alexander Drive
Research Triangle Park
Durham
NC 27713
United States

Email: info@biorbyt.com, support@biorbyt.com
Phone: +1 (415) 906-5211 | Fax: +1 (415) 651-8558



Anti-ERBB2 / HER2 / CD340 Reference Antibody (trastuzumab-MMAE) on SDS-PAGE under reducing (R) condition. The gel was stained with Coomassie Blue. The purity of the protein is greater than 90%

Biorbyt Ltd.

7 Signet Court, Swann Road
Cambridge
CB5 8LA
United Kingdom

Email: info@biorbyt.com, support@biorbyt.com

Phone: [+44 \(0\)1223 859353](tel:+44(0)1223859353) | Fax: [+1 \(415\) 651-8558](tel:+1(415)651-8558)

Biorbyt LLC

68 TW Alexander Drive
Research Triangle Park
Durham
NC 27713
United States

Email: info@biorbyt.com, support@biorbyt.com

Phone: [+1 \(415\) 906-5211](tel:+1(415)906-5211) | Fax: [+1 \(415\) 651-8558](tel:+1(415)651-8558)