

## Product Datasheet

# Adiponectin/ADIPOQ Rabbit Polyclonal Antibody (orb180709)

<b>Catalog Number</b>	orb180709
<b>Category</b>	Antibodies
<b>Description</b>	Adiponectin/ADIPOQ Rabbit Polyclonal Antibody
<b>Target</b>	30 kDa adipocyte complement-related protein
<b>Clonality</b>	Polyclonal
<b>Species/Host</b>	Rabbit
<b>Isotype</b>	Rabbit IgG
<b>Conjugation</b>	Unconjugated
<b>Reactivity</b>	Mouse, Rat
<b>Form/Appearance</b>	Lyophilized
<b>Concentration</b>	Adding 0.2 ml of distilled water will yield a concentration of 500 µg/ml.
<b>Buffer/Preservatives</b>	Each vial contains antibody formulated with stabilizing components, 0.9 mg NaCl, 0.2 mg Na <sub>2</sub> HPO <sub>4</sub> , and 0.05 mg Na <sub>3</sub> N. *This antibody is supplied in a stabilized formulation. Compatibility with conjugation reactions depends on the chemistry of the conjugation method used. For conjugation methods that are not compatible with the stabilizing components present in this formulation, a carrier-free antibody format is required.
<b>Reconstitution</b>	Add 0.2ml of distilled water will yield a concentration of 500ug/ml.
<b>Purification</b>	Immunogen affinity purified.

**Biorbyt Ltd.**

7 Signet Court, Swann Road  
Cambridge  
CB5 8LA  
United Kingdom

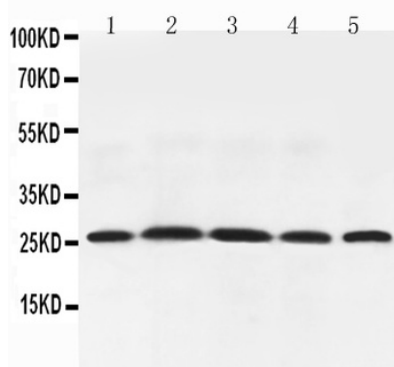
Email: [info@biorbyt.com](mailto:info@biorbyt.com), [support@biorbyt.com](mailto:support@biorbyt.com)  
Phone: [+44 \(0\)1223 859353](tel:+44(0)1223859353) | Fax: [+1 \(415\) 651-8558](tel:+1(415)651-8558)

**Biorbyt LLC**

68 TW Alexander Drive  
Research Triangle Park  
Durham  
NC 27713  
United States

Email: [info@biorbyt.com](mailto:info@biorbyt.com), [support@biorbyt.com](mailto:support@biorbyt.com)  
Phone: [+1 \(415\) 906-5211](tel:+1(415)906-5211) | Fax: [+1 \(415\) 651-8558](tel:+1(415)651-8558)

<b>Immunogen</b>	E.coli-derived rat Adiponectin recombinant protein (Position: I19-N244). Rat Adiponectin shares 90% amino acid (aa) sequence identity with mouse Adiponectin.
<b>UniProt ID</b>	<b>Q8K3R4</b>
<b>MW</b>	26 kDa
<b>Tested applications</b>	IHC, WB
<b>Dilution range</b>	Immunohistochemistry (Paraffin-embedded Section), 0.5-1µg/ml, Mouse, Rat Western blot, 0.1-0.5µg/ml, Rat
<b>Specificity</b>	No cross reactivity with other proteins.
<b>Cross Reactivity</b>	No cross-reactivity with other proteins
<b>Antibody Type</b>	Primary Antibody
<b>Storage</b>	Maintain refrigerated at 2-8°C for up to 2 weeks. For long term storage store at -20°C in small aliquots to prevent freeze-thaw cycles.
<b>Note</b>	For research use only
<b>Expiration Date</b>	12 months from date of receipt.



WB analysis of Adiponectin using anti-Adiponectin antibody. Lane 1:Rat Testis Tissue;2:Rat Spleen Tissue;3:Rat Skeletal Muscle Tissue;4:Rat Cardiac Muscle Tissue;5:Rat Liver Tissue.

**Biorbyt Ltd.**

7 Signet Court, Swann Road  
Cambridge  
CB5 8LA  
United Kingdom

Email: [info@biorbyt.com](mailto:info@biorbyt.com), [support@biorbyt.com](mailto:support@biorbyt.com)

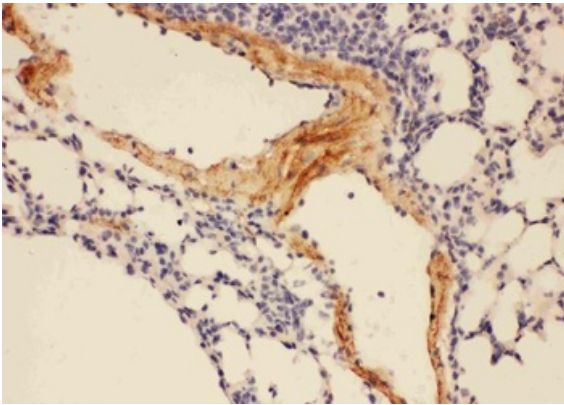
Phone: [+44 \(0\)1223 859353](tel:+44(0)1223859353) | Fax: [+1 \(415\) 651-8558](tel:+1(415)651-8558)

**Biorbyt LLC**

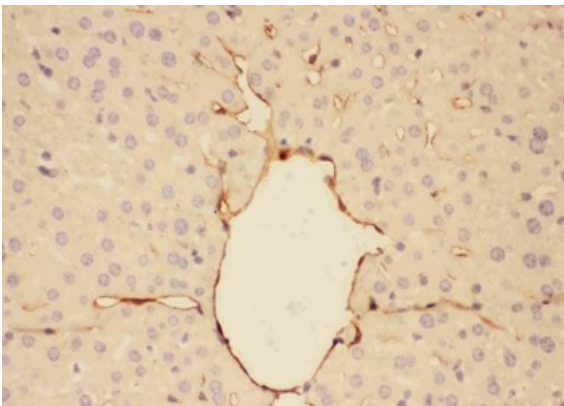
68 TW Alexander Drive  
Research Triangle Park  
Durham  
NC 27713  
United States

Email: [info@biorbyt.com](mailto:info@biorbyt.com), [support@biorbyt.com](mailto:support@biorbyt.com)

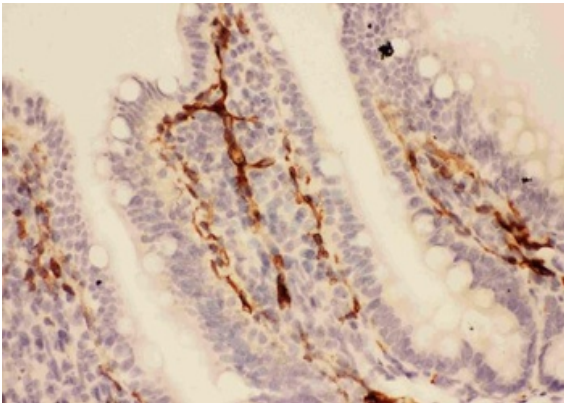
Phone: [+1 \(415\) 906-5211](tel:+1(415)906-5211) | Fax: [+1 \(415\) 651-8558](tel:+1(415)651-8558)



IHC analysis of Adiponectin using anti-Adiponectin antibody. Adiponectin was detected in paraffin-embedded section of mouse lung tissues.



IHC analysis of Adiponectin using anti-Adiponectin antibody. Adiponectin was detected in paraffin-embedded section of mouse liver tissues.



IHC analysis of Adiponectin using anti-Adiponectin antibody. Adiponectin was detected in paraffin-embedded section of rat intestine tissues.

**Biorbyt Ltd.**

7 Signet Court, Swann Road  
Cambridge  
CB5 8LA  
United Kingdom

Email: [info@biorbyt.com](mailto:info@biorbyt.com), [support@biorbyt.com](mailto:support@biorbyt.com)

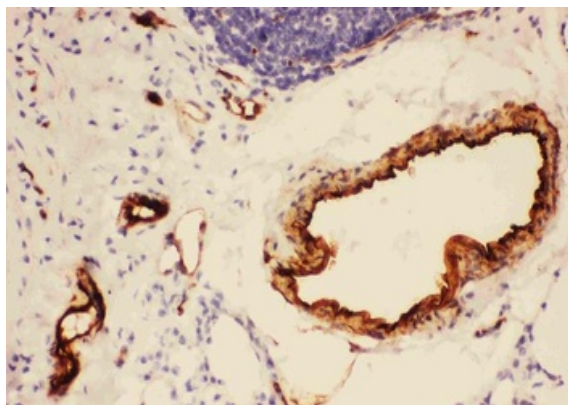
Phone: +44 (0)1223 859353 | Fax: +1 (415) 651-8558

**Biorbyt LLC**

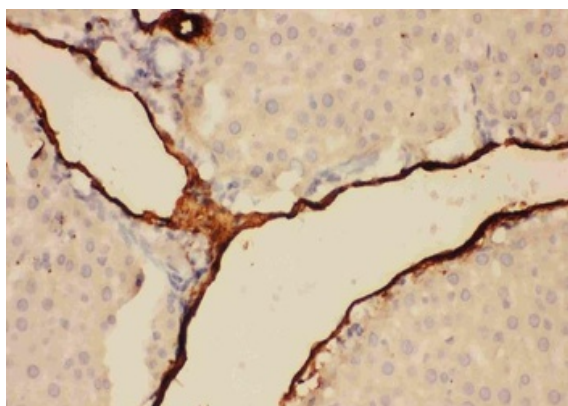
68 TW Alexander Drive  
Research Triangle Park  
Durham  
NC 27713  
United States

Email: [info@biorbyt.com](mailto:info@biorbyt.com), [support@biorbyt.com](mailto:support@biorbyt.com)

Phone: +1 (415) 906-5211 | Fax: +1 (415) 651-8558



IHC analysis of Adiponectin using anti-Adiponectin antibody. Adiponectin was detected in paraffin-embedded section of rat lung tissues.



IHC analysis of Adiponectin using anti-Adiponectin antibody. Adiponectin was detected in paraffin-embedded section of rat liver tissues.

**Biorbyt Ltd.**

7 Signet Court, Swann Road  
Cambridge  
CB5 8LA  
United Kingdom

Email: [info@biorbyt.com](mailto:info@biorbyt.com), [support@biorbyt.com](mailto:support@biorbyt.com)

Phone: [+44 \(0\)1223 859353](tel:+44(0)1223859353) | Fax: [+1 \(415\) 651-8558](tel:+1(415)651-8558)

**Biorbyt LLC**

68 TW Alexander Drive  
Research Triangle Park  
Durham  
NC 27713  
United States

Email: [info@biorbyt.com](mailto:info@biorbyt.com), [support@biorbyt.com](mailto:support@biorbyt.com)

Phone: [+1 \(415\) 906-5211](tel:+1(415)906-5211) | Fax: [+1 \(415\) 651-8558](tel:+1(415)651-8558)