

Product Datasheet

ERBB3/HER3 Antibody (DXD) (orb1805427)

Catalog Number	orb1805427
Category	Antibodies
Description	Anti-ERBB3/HER3 Reference Antibody and Dxd, a topoisomerase I inhibitor, used for the study of non-small cell lung cancer.
Target	ERBB3 / HER3
Clonality	Recombinant
Conjugation	DXD
Reactivity	Human
Concentration	Batch dependent
Buffer/Preservatives	100 mM Proline/Acetic acid 20mM Arginine pH 5.0
Purity	>95%
Purification	Protein A
UniProt ID	P21860
MW	155.2 kDa
Tested applications	ELISA, FA, FACS, In vivo
Antibody Type	Recombinant Antibody
Expression System	CHO
Endotoxins	0.001 EU/ug

Biorbyt Ltd.

7 Signet Court, Swann Road
Cambridge
CB5 8LA
United Kingdom

Email: info@biorbyt.com, support@biorbyt.com

Phone: [+44 \(0\)1223 859353](tel:+44(0)1223859353) | Fax: [+1 \(415\) 651-8558](tel:+1(415)651-8558)

Biorbyt LLC

68 TW Alexander Drive
Research Triangle Park
Durham
NC 27713
United States

Email: info@biorbyt.com, support@biorbyt.com

Phone: [+1 \(415\) 906-5211](tel:+1(415)906-5211) | Fax: [+1 \(415\) 651-8558](tel:+1(415)651-8558)

Storage

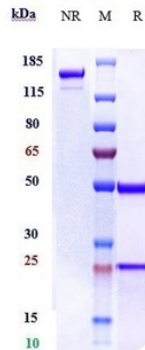
Maintain refrigerated at 2-8°C for up to 2 weeks. For long term storage store at -20°C in small aliquots to prevent freeze-thaw cycles.

Note

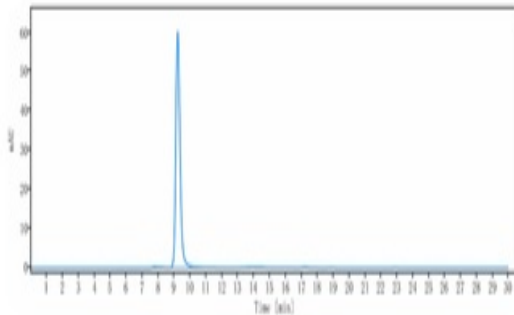
For research use only

Expiration Date

12 months from date of receipt.



Anti-ERBB3/ HER3 Reference Antibody (patritumab deruxtecan) on SDS-PAGE under reducing (R) condition. The gel was stained with Coomassie Blue. The purity of the protein is greater than 95%.



The purity of Anti-ERBB3/ HER3 Reference Antibody (patritumab deruxtecan) is more than 99.19% ;determined by SEC-HPLC.

Biorbyt Ltd.

7 Signet Court, Swann Road
Cambridge
CB5 8LA
United Kingdom

Email: info@biorbyt.com, support@biorbyt.com

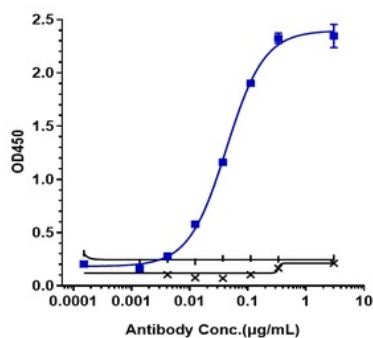
Phone: [+44 \(0\)1223 859353](tel:+44(0)1223859353) | Fax: [+1 \(415\) 651-8558](tel:+1(415)651-8558)

Biorbyt LLC

68 TW Alexander Drive
Research Triangle Park
Durham
NC 27713
United States

Email: info@biorbyt.com, support@biorbyt.com

Phone: [+1 \(415\) 906-5211](tel:+1(415)906-5211) | Fax: [+1 \(415\) 651-8558](tel:+1(415)651-8558)



Immobilized human HER3 His at 2 µg/mL can bind Anti-ERBB3/HER3 Reference Antibody (patritumab deruxtecan); EC50=0.044µg/mL.

Biorbyt Ltd.

7 Signet Court, Swann Road
Cambridge
CB5 8LA
United Kingdom

Email: info@biorbyt.com, support@biorbyt.com

Phone: +44 (0)1223 859353 | Fax: +1 (415) 651-8558

Biorbyt LLC

68 TW Alexander Drive
Research Triangle Park
Durham
NC 27713
United States

Email: info@biorbyt.com, support@biorbyt.com

Phone: +1 (415) 906-5211 | Fax: +1 (415) 651-8558