

Product Datasheet

PSD95/DLG4 Rabbit Polyclonal Antibody (orb178741)

Catalog Number	orb178741
Category	Antibodies
Description	PSD95/DLG4 Rabbit Polyclonal Antibody
Target	Disks large homolog 4
Clonality	Polyclonal
Species/Host	Rabbit
Isotype	Rabbit IgG
Conjugation	Unconjugated
Reactivity	Human, Mouse, Rat
Form/Appearance	Lyophilized
Concentration	Adding 0.2 ml of distilled water will yield a concentration of 500 µg/ml.
Buffer/Preservatives	Each vial contains 4 mg Trehalose, 0.9 mg NaCl and 0.2mg Na ₂ HPO ₄ .
Reconstitution	Add 0.2ml of distilled water will yield a concentration of 500ug/ml.
Purification	Immunogen affinity purified.
Immunogen	A synthetic peptide corresponding to a sequence at the C-terminus of human PSD95, identical to the related rat and mouse sequences.
UniProt ID	P78352

Biorbyt Ltd.

7 Signet Court, Swann Road
Cambridge
CB5 8LA
United Kingdom

Email: info@biorbyt.com, support@biorbyt.com

Phone: [+44 \(0\)1223 859353](tel:+44(0)1223859353) | Fax: [+1 \(415\) 651-8558](tel:+1(415)651-8558)

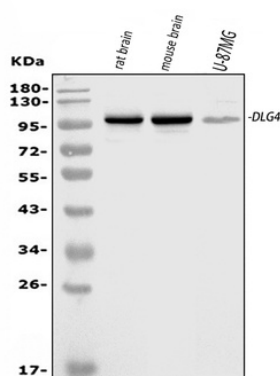
Biorbyt LLC

68 TW Alexander Drive
Research Triangle Park
Durham
NC 27713
United States

Email: info@biorbyt.com, support@biorbyt.com

Phone: [+1 \(415\) 906-5211](tel:+1(415)906-5211) | Fax: [+1 \(415\) 651-8558](tel:+1(415)651-8558)

MW	90-100 kDa
Tested applications	IF, IHC, WB
Dilution range	Western blot, 0.1-0.5µg/ml, Human, Mouse, Rat Immunohistochemistry (Paraffin-embedded Section), 2-5µg/ml, Mouse, Rat Immunofluorescence, 5 µg/ml, Rat
Specificity	No cross reactivity with other proteins.
Cross Reactivity	No cross-reactivity with other proteins
Antibody Type	Primary Antibody
Storage	Maintain refrigerated at 2-8°C for up to 2 weeks. For long term storage store at -20°C in small aliquots to prevent freeze-thaw cycles.
Note	For research use only
Expiration Date	12 months from date of receipt.



WB analysis of PSD95/DLG4 using anti-PSD95/DLG4 antibody. Lane 1:rat brain tissue;2:mouse brain tissue;3:human U-87MG cell.

Biorbyt Ltd.

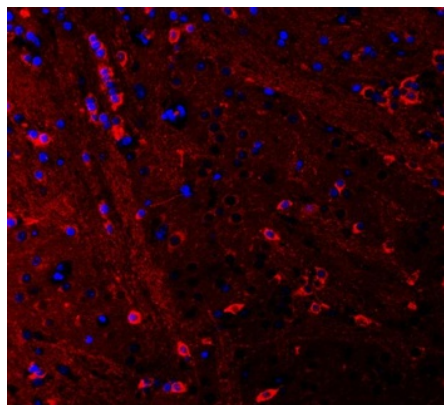
7 Signet Court, Swann Road
Cambridge
CB5 8LA
United Kingdom

Email: info@biorbyt.com, support@biorbyt.com
Phone: [+44 \(0\)1223 859353](tel:+44(0)1223859353) | Fax: [+1 \(415\) 651-8558](tel:+1(415)651-8558)

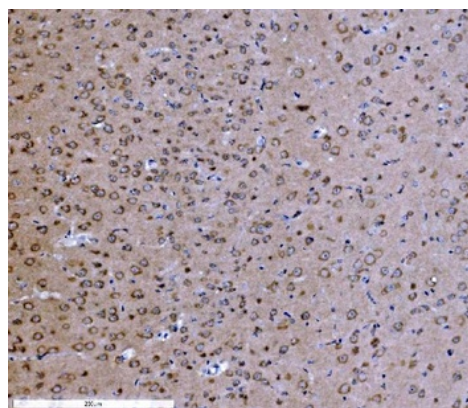
Biorbyt LLC

68 TW Alexander Drive
Research Triangle Park
Durham
NC 27713
United States

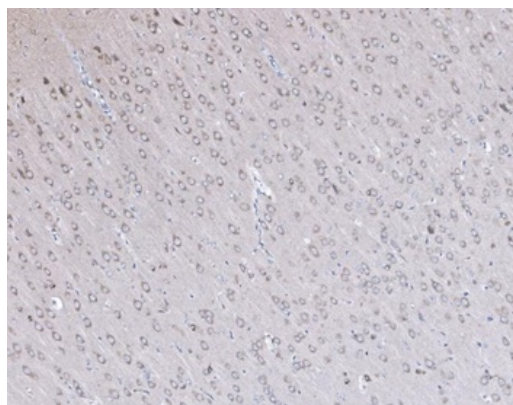
Email: info@biorbyt.com, support@biorbyt.com
Phone: [+1 \(415\) 906-5211](tel:+1(415)906-5211) | Fax: [+1 \(415\) 651-8558](tel:+1(415)651-8558)



IF analysis of PSD95/DLG4 using anti-PSD95/DLG4 antibody. PSD95/DLG4 was detected in a paraffin-embedded section of rat brain tissue.



IHC analysis of PSD95/DLG4 using anti-PSD95/DLG4 antibody. PSD95/DLG4 was detected in a paraffin-embedded section of mouse brain tissue.



IHC analysis of PSD95/DLG4 using anti-PSD95/DLG4 antibody. PSD95/DLG4 was detected in a paraffin-embedded section of rat brain tissue.

Biorbyt Ltd.

7 Signet Court, Swann Road
Cambridge
CB5 8LA
United Kingdom

Email: info@biorbyt.com, support@biorbyt.com

Phone: [+44 \(0\)1223 859353](tel:+44(0)1223859353) | Fax: [+1 \(415\) 651-8558](tel:+1(415)651-8558)

Biorbyt LLC

68 TW Alexander Drive
Research Triangle Park
Durham
NC 27713
United States

Email: info@biorbyt.com, support@biorbyt.com

Phone: [+1 \(415\) 906-5211](tel:+1(415)906-5211) | Fax: [+1 \(415\) 651-8558](tel:+1(415)651-8558)