

Product Datasheet

KI-67 Rabbit Polyclonal Antibody (orb1735092)

Catalog Number	orb1735092
Category	Antibodies
Description	KI-67 Rabbit Polyclonal Antibody
Target	KI-67
Clonality	Polyclonal
Species/Host	Rabbit
Isotype	Rabbit-IgG
Conjugation	Unconjugated
Reactivity	Human, Mouse, Rat
Buffer/Preservatives	100mM Tris Glycine, 20% Glycerol (pH7). 0.025% ProClin 300 was added as a preservative.
Immunogen	Synthetic peptide /Ki-67
Tested applications	IF, IHC, WB
Dilution range	Western Blot 1:500, Immunofluorescence 1:200 - 1:500, Immunohistochemistry (Paraffin) 1:50 - 1:100
Application notes	Gently mix before use. Optimal concentrations and conditions for each application should be determined by the user.
Antibody Type	Primary Antibody
Storage	Maintain refrigerated at 2-8°C for up to 2 weeks. For long term storage store at -20°C in small aliquots to prevent freeze-thaw cycles.

Biorbyt Ltd.

7 Signet Court, Swann Road
Cambridge
CB5 8LA
United Kingdom

Email: info@biorbyt.com, support@biorbyt.com

Phone: [+44 \(0\)1223 859353](tel:+44(0)1223859353) | Fax: [+1 \(415\) 651-8558](tel:+1(415)651-8558)

Biorbyt LLC

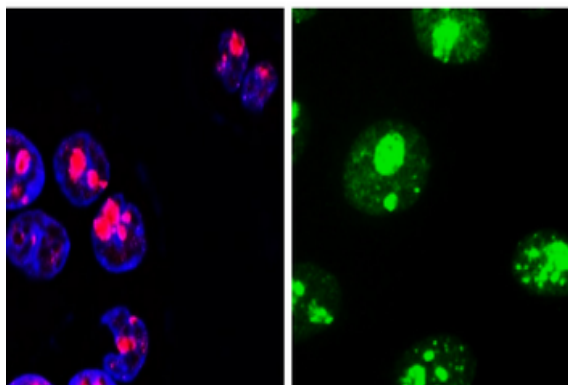
68 TW Alexander Drive
Research Triangle Park
Durham
NC 27713-2847
United States

Email: info@biorbyt.com, support@biorbyt.com

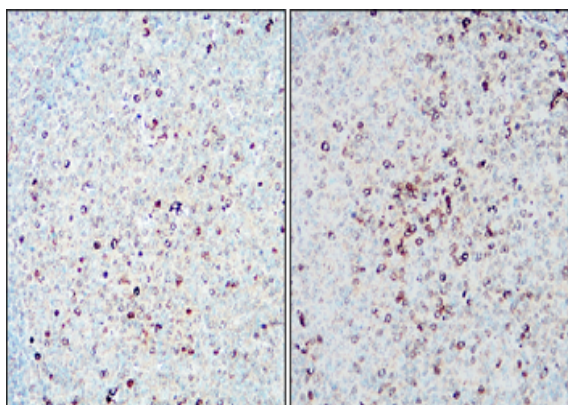
Phone: [+1 \(415\) 906-5211](tel:+1(415)906-5211) | Fax: [+1 \(415\) 651-8558](tel:+1(415)651-8558)

Note For research use only

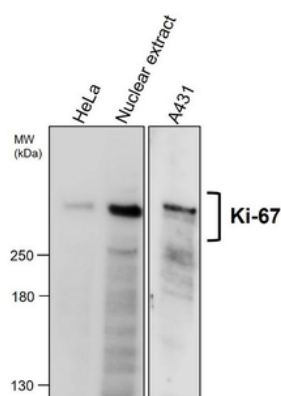
Expiration Date 12 months from date of receipt.



Cells were fixed with 4% PFA for 10 min at RT, permeabilized with 0.1% NP-40 for 10 min at RT then blocked with 5% BSA for 30 min at RT. Cells were stained with orb1735092 anti-Ki-67 antibody at 1:400 and 4°C. DAPI (blue) was used as the nuclear counter stain.



Immunohistochemical analysis of paraffin embedded Human cancer tissue labeling Ki-67 antibody with orb1735092 at 1/100.



This blot was produced using a 5% SDS-PAGE. Nitrocellulose membrane was then blocked for an hour before being incubated with orb1735092 overnight at 4°C. Lysates at 35 µg per lane. Anti Ki-67 antibody - at 1/500 dilution.

Biorbyt Ltd.

7 Signet Court, Swann Road
Cambridge
CB5 8LA
United Kingdom

Email: info@biorbyt.com, support@biorbyt.com

Phone: +44 (0)1223 859353 | Fax: +1 (415) 651-8558

Biorbyt LLC

68 TW Alexander Drive
Research Triangle Park
Durham
NC 27713-2847
United States

Email: info@biorbyt.com, support@biorbyt.com

Phone: +1 (415) 906-5211 | Fax: +1 (415) 651-8558