

Product Datasheet

GSK3 β (Phospho-Ser9) Rabbit mAb [KD Validated] Antibody (orb1727716)

Catalog Number	orb1727716
Category	Antibodies
Description	GSK3B a proline-directed protein kinase of the GSK family. Phosphorylates and inactivates glycogen synthase. Participates in the Wnt signaling pathway. Involved in energy metabolism, neuronal cell development, and body pattern formation.
Clonality	Monoclonal
Species/Host	Rabbit
Isotype	Rabbit IgG
Conjugation	Unconjugated
Reactivity	Human
Form/Appearance	Rabbit IgG in phosphate buffered saline , pH 7.4, 150mM NaCl, 0.02% sodium azide and 50% glycerol.
Purification	Affinity-chromatography
Immunogen	A synthesized peptide derived from human Phospho-GSK3 beta (Ser9)
UniProt ID	P49841
MW	46kDa
Tested applications	ICC, IHC, WB
Dilution range	WB:1:5000~1:10000IHC:1:50~1:200ICC/IF:1:50~1:200

Biorbyt Ltd.

7 Signet Court, Swann Road
Cambridge
CB5 8LA
United Kingdom

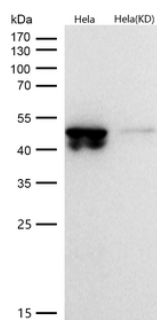
Email: info@biorbyt.com, support@biorbyt.com
Phone: [+44 \(0\)1223 859353](tel:+44(0)1223859353) | Fax: [+1 \(415\) 651-8558](tel:+1(415)651-8558)

Biorbyt LLC

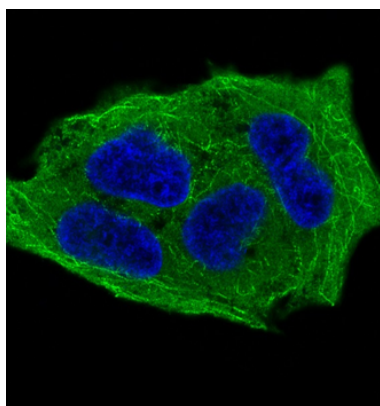
68 TW Alexander Drive
Research Triangle Park
Durham
NC 27713
United States

Email: info@biorbyt.com, support@biorbyt.com
Phone: [+1 \(415\) 906-5211](tel:+1(415)906-5211) | Fax: [+1 \(415\) 651-8558](tel:+1(415)651-8558)

Specificity	Phospho-GSK3 beta (Ser9) Antibody detects endogenous levels of total Phospho-GSK3 beta (Ser9)
Antibody Type	Recombinant Antibody
Source	Recombinant Rabbit
Storage	Maintain refrigerated at 2-8°C for up to 2 weeks. For long term storage store at -20°C in small aliquots to prevent freeze-thaw cycles.
Note	For research use only
Expiration Date	12 months from date of receipt.



All lanes use the Antibody at 1:5K dilution for 1 hour at room temperature.



Immunofluorescent analysis of HeLa cells treated with Calyculin A, using Phospho-GSK3 beta (Ser9) Antibody.

Biorbyt Ltd.

7 Signet Court, Swann Road
Cambridge
CB5 8LA
United Kingdom

Email: info@biorbyt.com, support@biorbyt.com

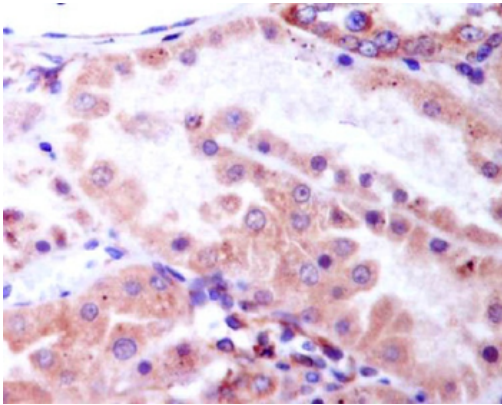
Phone: +44 (0)1223 859353 | Fax: +1 (415) 651-8558

Biorbyt LLC

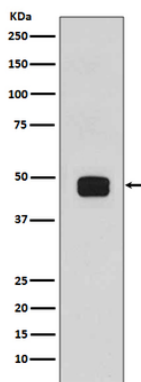
68 TW Alexander Drive
Research Triangle Park
Durham
NC 27713
United States

Email: info@biorbyt.com, support@biorbyt.com

Phone: +1 (415) 906-5211 | Fax: +1 (415) 651-8558



Immunohistochemical analysis of paraffin-embedded human kidney, using Phospho-GSK3 beta (Ser9) Antibody.



Western blot analysis of GSK3 beta (phospho S9) expression in 293T cell lysates, treated with Calyculin A.

Biorbyt Ltd.

7 Signet Court, Swann Road
Cambridge
CB5 8LA
United Kingdom

Email: info@biorbyt.com, support@biorbyt.com

Phone: [+44 \(0\)1223 859353](tel:+44(0)1223859353) | Fax: [+1 \(415\) 651-8558](tel:+1(415)651-8558)

Biorbyt LLC

68 TW Alexander Drive
Research Triangle Park
Durham
NC 27713
United States

Email: info@biorbyt.com, support@biorbyt.com

Phone: [+1 \(415\) 906-5211](tel:+1(415)906-5211) | Fax: [+1 \(415\) 651-8558](tel:+1(415)651-8558)