

Product Datasheet

IDO Rabbit Polyclonal Antibody (orb157614)

Catalog Number	orb157614
Category	Antibodies
Description	IDO Rabbit Polyclonal Antibody
Target	IDO
Clonality	Polyclonal
Species/Host	Rabbit
Isotype	IgG
Conjugation	Unconjugated
Reactivity	Guinea pig, Human, Mouse, Rat
Form/Appearance	10 mM PBS, 0.02% sodium azide
Concentration	-100 µg (in 200 µl): 0.5 mg/ml-200 µg (in 400 µl): 0.5 mg/ml
Purity	Polyclonal antibodies are purified by peptide affinity chromatography
Immunogen	KLH conjugated synthetic peptide derived from human IDO. Please contact us for the exact immunogen sequence. The peptide is available as orb12942.
UniProt ID	P28776, Q9ERD9, P14902
MW	45 kDa
Tested applications	ICC, IF, IHC-P, WB
Dilution range	IF/ICC: 1:50-400, IHC-P: 1:50-300, WB: 1:200-2000

Biorbyt Ltd.

7 Signet Court, Swann Road
Cambridge
CB5 8LA
United Kingdom

Email: info@biorbyt.com, support@biorbyt.com

Phone: [+44 \(0\)1223 859353](tel:+44(0)1223859353) | Fax: [+1 \(415\) 651-8558](tel:+1(415)651-8558)

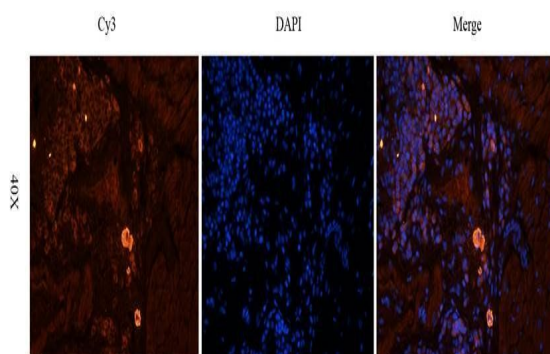
Biorbyt LLC

68 TW Alexander Drive
Research Triangle Park
Durham
NC 27713
United States

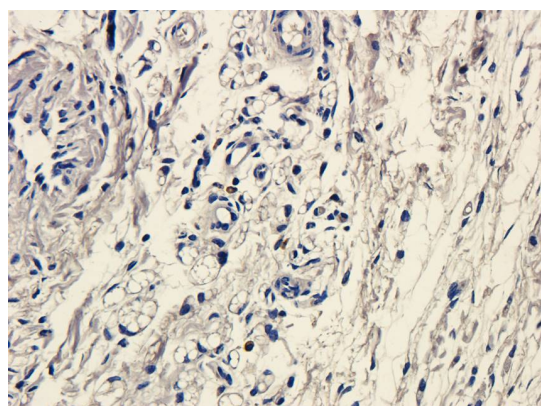
Email: info@biorbyt.com, support@biorbyt.com

Phone: [+1 \(415\) 906-5211](tel:+1(415)906-5211) | Fax: [+1 \(415\) 651-8558](tel:+1(415)651-8558)

Storage	Maintain refrigerated at 2-8°C for up to 2 weeks. For long term storage store at -20°C in small aliquots to prevent freeze-thaw cycles.
Note	For research use only
Entrez	3620
Expiration Date	12 months from date of receipt.



IF analysis of rat lung tissue using anti-IDO (dilution of primary antibody at 2.5 ug/ml)



Immunohistochemical staining of paraffin embedded guinea pig lymph node tissue using IDO antibody (primary antibody at 2.5 ug/ml)

Biorbyt Ltd.

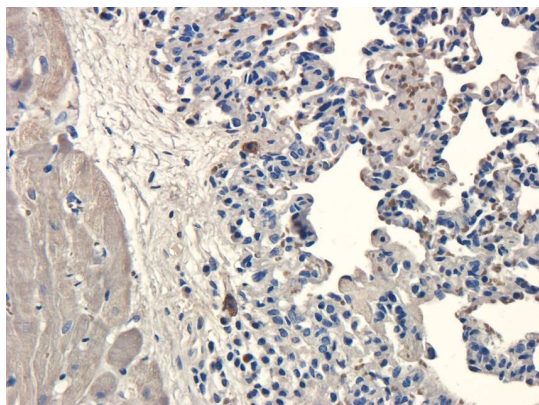
7 Signet Court, Swann Road
Cambridge
CB5 8LA
United Kingdom

Email: info@biorbyt.com, support@biorbyt.com
Phone: [+44 \(0\)1223 859353](tel:+44(0)1223859353) | Fax: [+1 \(415\) 651-8558](tel:+1(415)651-8558)

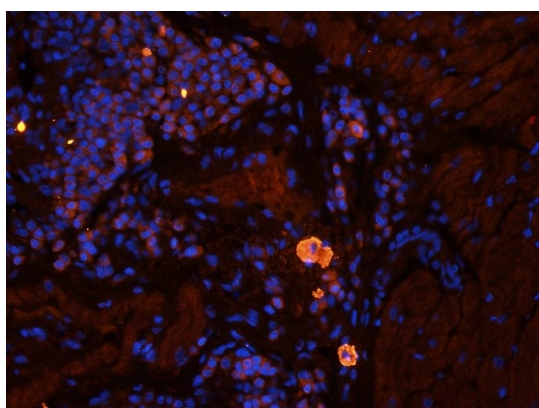
Biorbyt LLC

68 TW Alexander Drive
Research Triangle Park
Durham
NC 27713
United States

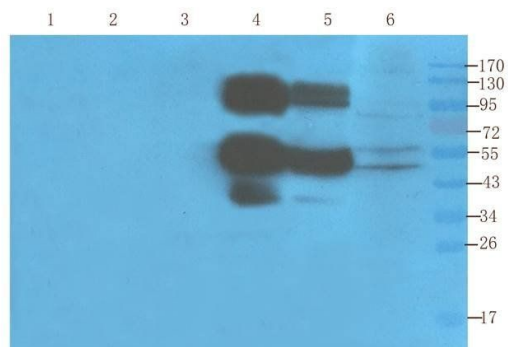
Email: info@biorbyt.com, support@biorbyt.com
Phone: [+1 \(415\) 906-5211](tel:+1(415)906-5211) | Fax: [+1 \(415\) 651-8558](tel:+1(415)651-8558)



IHC-P image of rat lung tissue using anti-IDO (dilution of primary antibody at 2.5 ug/ml)



Immunofluorescence image of rat lung tissue using anti-IDO (dilution at 2.5 ug/ml)



Western blot analysis of rat lymph node (lane 1), rat spleen (lane 2), mouse lung (lane 3), human lung cancer (lane 4), human ovarian cancer (lane 5), U251 cells (lane 6) using IDO antibody (1 ug/ml)

Biorbyt Ltd.

7 Signet Court, Swann Road
Cambridge
CB5 8LA
United Kingdom

Email: info@biorbyt.com, support@biorbyt.com

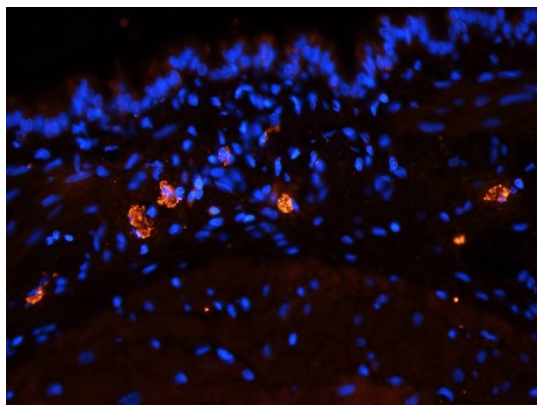
Phone: [+44 \(0\)1223 859353](tel:+44(0)1223859353) | Fax: [+1 \(415\) 651-8558](tel:+1(415)651-8558)

Biorbyt LLC

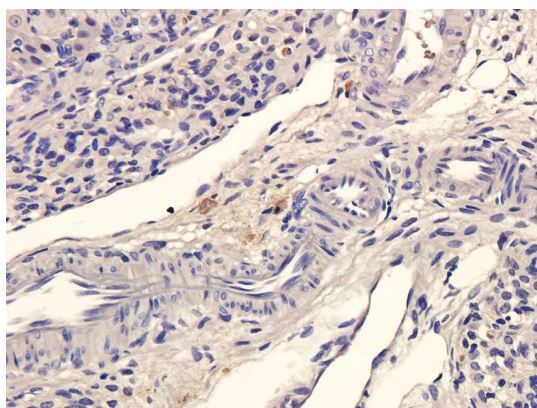
68 TW Alexander Drive
Research Triangle Park
Durham
NC 27713
United States

Email: info@biorbyt.com, support@biorbyt.com

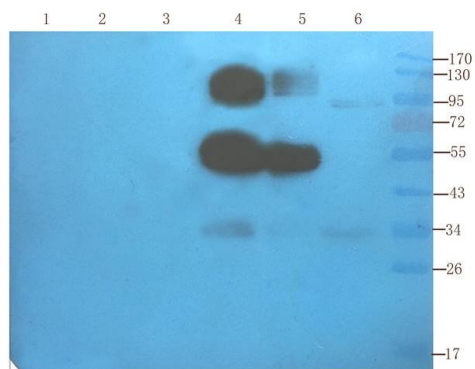
Phone: [+1 \(415\) 906-5211](tel:+1(415)906-5211) | Fax: [+1 \(415\) 651-8558](tel:+1(415)651-8558)



Immunofluorescence image of rat lung tissue using anti-IDO (dilution at 2.5 ug/ml)



Immunohistochemical staining of paraffin embedded rat ovary tissue using anti-IDO (primary antibody at 2.5 ug/ml)



WB analysis of rat lymph node (lane 1), rat spleen (lane 2), mouse lung (lane 3), human lung cancer (lane 4), human ovarian cancer (lane 5), U251 cells (lane 6) using IDO antibody (1 ug/ml)

Biorbyt Ltd.

7 Signet Court, Swann Road
Cambridge
CB5 8LA
United Kingdom

Email: info@biorbyt.com, support@biorbyt.com

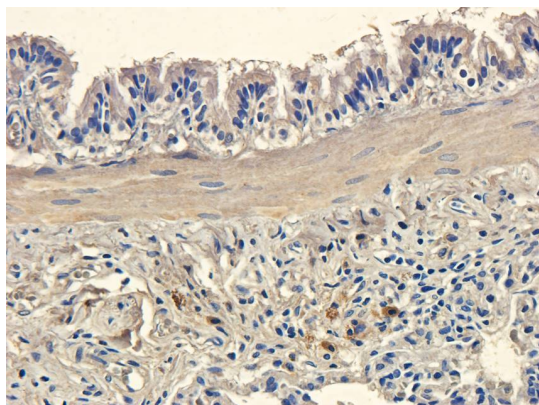
Phone: +44 (0)1223 859353 | Fax: +1 (415) 651-8558

Biorbyt LLC

68 TW Alexander Drive
Research Triangle Park
Durham
NC 27713
United States

Email: info@biorbyt.com, support@biorbyt.com

Phone: +1 (415) 906-5211 | Fax: +1 (415) 651-8558



Immunohistochemical staining of rat lung tissue using IDO antibody (dilution of primary antibody - 2.5 ug/ml)

Biorbyt Ltd.

7 Signet Court, Swann Road
Cambridge
CB5 8LA
United Kingdom

Email: info@biorbyt.com, support@biorbyt.com

Phone: [+44 \(0\)1223 859353](tel:+44(0)1223859353) | Fax: [+1 \(415\) 651-8558](tel:+1(415)651-8558)

Biorbyt LLC

68 TW Alexander Drive
Research Triangle Park
Durham
NC 27713
United States

Email: info@biorbyt.com, support@biorbyt.com

Phone: [+1 \(415\) 906-5211](tel:+1(415)906-5211) | Fax: [+1 \(415\) 651-8558](tel:+1(415)651-8558)