

Product Datasheet

FOLR2 Rabbit Polyclonal Antibody (orb156919)

Catalog Number	orb156919
Category	Antibodies
Description	FOLR2 Rabbit Polyclonal Antibody
Target	FOLR2
Clonality	Polyclonal
Species/Host	Rabbit
Isotype	IgG
Conjugation	Unconjugated
Reactivity	Human, Mouse, Rat
Form/Appearance	10 mM PBS, 0.02% sodium azide
Concentration	- 100 µg (in 200 µl): 0.5 mg/ml- 200 µg (in 400 µl): 0.5 mg/ml
Purity	Polyclonal antibodies are purified by peptide affinity chromatography
Immunogen	KLH conjugated synthetic peptide derived from human FOLR2. Please contact us for the exact immunogen sequence. The peptide is available as orb374814.
UniProt ID	P14207
MW	29 kDa
Tested applications	ELISA, IHC-P, WB
Dilution range	WB: 1:100-800, IHC-P: 1:100-600 (based on 0.5 mg/ml)

Biorbyt Ltd.

7 Signet Court, Swann Road
Cambridge
CB5 8LA
United Kingdom

Email: info@biorbyt.com, support@biorbyt.com

Phone: [+44 \(0\)1223 859353](tel:+44(0)1223859353) | Fax: [+1 \(415\) 651-8558](tel:+1(415)651-8558)

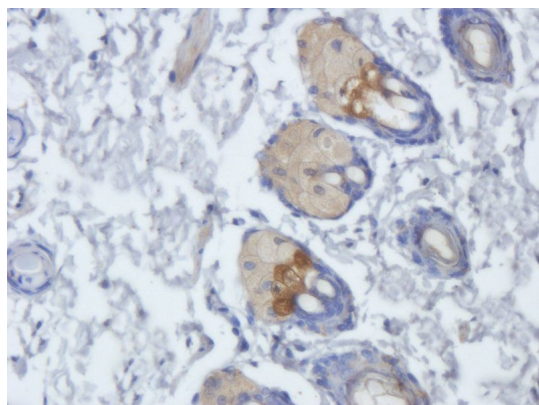
Biorbyt LLC

68 TW Alexander Drive
Research Triangle Park
Durham
NC 27713
United States

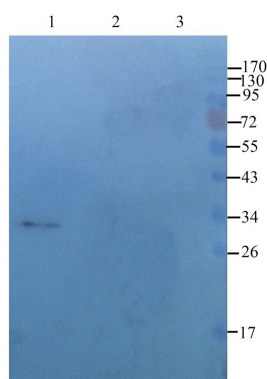
Email: info@biorbyt.com, support@biorbyt.com

Phone: [+1 \(415\) 906-5211](tel:+1(415)906-5211) | Fax: [+1 \(415\) 651-8558](tel:+1(415)651-8558)

Storage	Maintain refrigerated at 2-8°C for up to 2 weeks. For long term storage store at -20°C in small aliquots to prevent freeze-thaw cycles.
Note	For research use only
Entrez	2350
Expiration Date	12 months from date of receipt.



IHC-P image of rat skin tissue using FOLR2 antibody (2.5 ug/ml)



Western blot analysis of rat heart (lane 1), rat stomach (lane 2), rat colon (lane 3) using FOLR2 antibody (1 ug/ml)

Biorbyt Ltd.

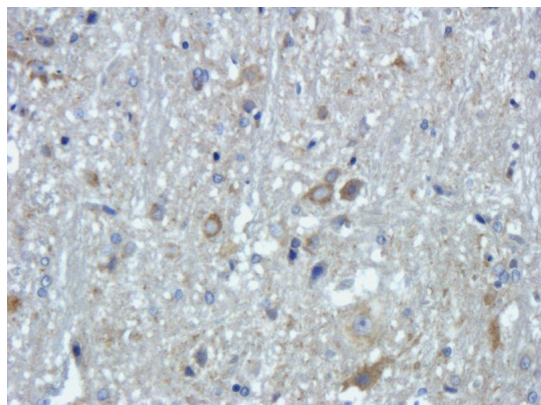
7 Signet Court, Swann Road
Cambridge
CB5 8LA
United Kingdom

Email: info@biorbyt.com, support@biorbyt.com
Phone: [+44 \(0\)1223 859353](tel:+44(0)1223859353) | Fax: [+1 \(415\) 651-8558](tel:+1(415)651-8558)

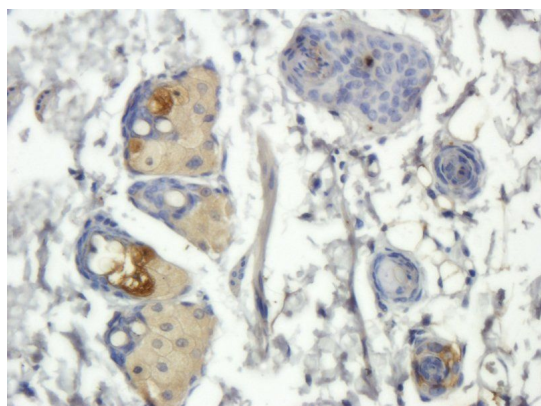
Biorbyt LLC

68 TW Alexander Drive
Research Triangle Park
Durham
NC 27713
United States

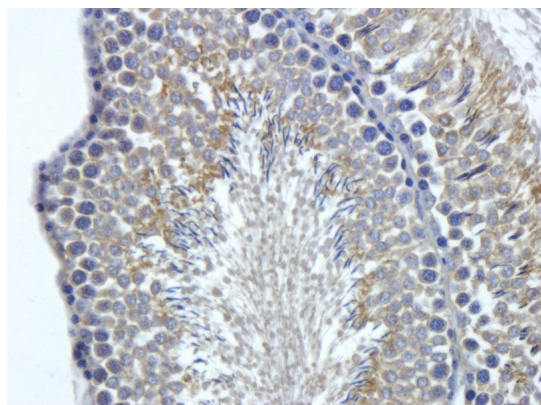
Email: info@biorbyt.com, support@biorbyt.com
Phone: [+1 \(415\) 906-5211](tel:+1(415)906-5211) | Fax: [+1 \(415\) 651-8558](tel:+1(415)651-8558)



Immunohistochemical staining of rat spinal cord tissue using FOLR2 antibody (2.5 ug/ml)



Immunohistochemical staining of rat skin tissue using anti-FOLR2 (2.5 ug/ml)



Immunohistochemical staining of mouse testis tissue using FOLR2 antibody (2.5 ug/ml)

Biorbyt Ltd.

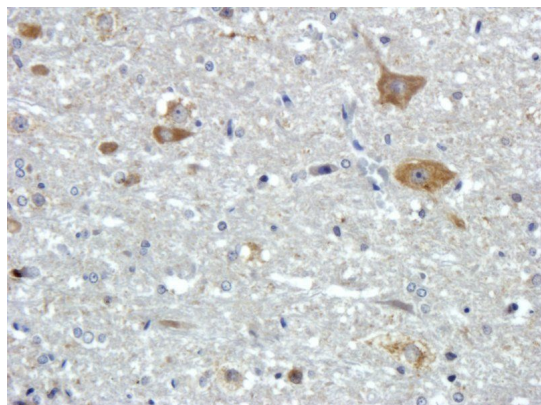
7 Signet Court, Swann Road
Cambridge
CB5 8LA
United Kingdom

Email: info@biorbyt.com, support@biorbyt.com
Phone: [+44 \(0\)1223 859353](tel:+44(0)1223859353) | Fax: [+1 \(415\) 651-8558](tel:+1(415)651-8558)

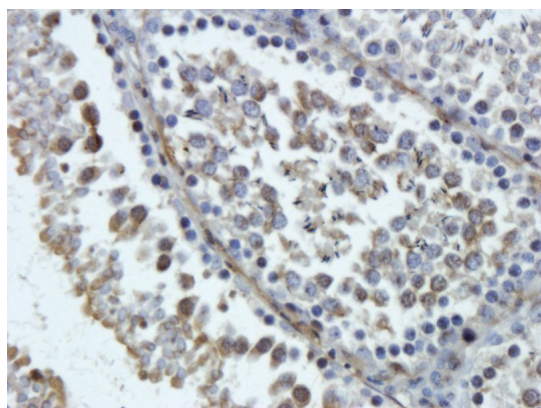
Biorbyt LLC

68 TW Alexander Drive
Research Triangle Park
Durham
NC 27713
United States

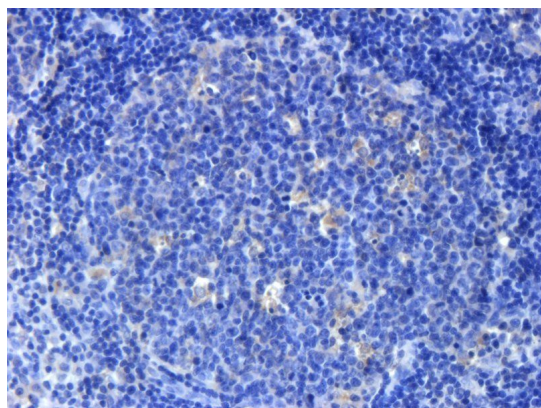
Email: info@biorbyt.com, support@biorbyt.com
Phone: [+1 \(415\) 906-5211](tel:+1(415)906-5211) | Fax: [+1 \(415\) 651-8558](tel:+1(415)651-8558)



Immunohistochemical staining of paraffin embedded mouse spinal cord tissue using FOLR2 antibody (2.5 ug/ml)



IHC-P image of mouse testis tissue using FOLR2 antibody (2.5 ug/ml)



IHC-P image of rat thymus tissue using FOLR2 antibody (2.5 ug/ml)

Biorbyt Ltd.

7 Signet Court, Swann Road
Cambridge
CB5 8LA
United Kingdom

Email: info@biorbyt.com, support@biorbyt.com

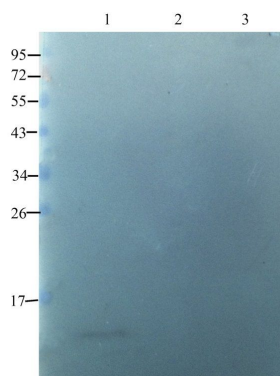
Phone: [+44 \(0\)1223 859353](tel:+44(0)1223859353) | Fax: [+1 \(415\) 651-8558](tel:+1(415)651-8558)

Biorbyt LLC

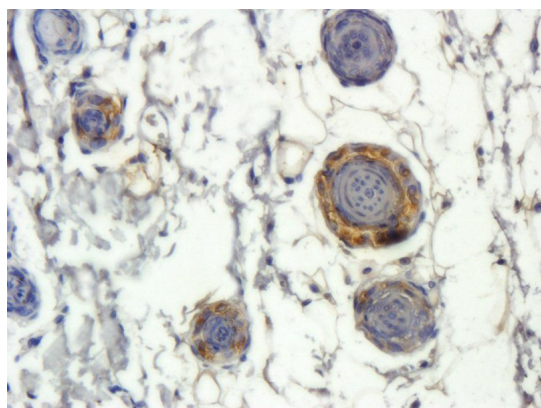
68 TW Alexander Drive
Research Triangle Park
Durham
NC 27713
United States

Email: info@biorbyt.com, support@biorbyt.com

Phone: [+1 \(415\) 906-5211](tel:+1(415)906-5211) | Fax: [+1 \(415\) 651-8558](tel:+1(415)651-8558)



WB analysis of rat pancreas (lane 1), rat ovary (lane 2), hela cells (lane 3) using FOLR2 antibody (1 ug/ml)



IHC-P staining of rat skin tissue using FOLR2 antibody (2.5 ug/ml)

Biorbyt Ltd.

7 Signet Court, Swann Road
Cambridge
CB5 8LA
United Kingdom

Email: info@biorbyt.com, support@biorbyt.com

Phone: [+44 \(0\)1223 859353](tel:+44(0)1223859353) | Fax: [+1 \(415\) 651-8558](tel:+1(415)651-8558)

Biorbyt LLC

68 TW Alexander Drive
Research Triangle Park
Durham
NC 27713
United States

Email: info@biorbyt.com, support@biorbyt.com

Phone: [+1 \(415\) 906-5211](tel:+1(415)906-5211) | Fax: [+1 \(415\) 651-8558](tel:+1(415)651-8558)