

Product Datasheet

PCSK9 VHH antibody (orb1562796)

Catalog Number	orb1562796
Category	Antibodies
Description	Alpaca-derived anti-PCSK9 VHH single domain antibody (molecular weight: 14.4 kDa), expressed in E. coli under conditions free from animal-derived components.
Target	Human Proprotein Convertase Subtilisin/Kexin Type 9 (PCSK9)
Clonality	Monoclonal
Species/Host	Camelus
Isotype	Camelid VHH
Conjugation	Unconjugated
Reactivity	Human
Form/Appearance	Liquid/dried
Concentration	1 mg/mL
Buffer/Preservatives	25 mM TAPS pH 8.5, 500 mM NaCl, 5 mM EDTA, 0.09 % NaN ₃
Purity	> 95% as determined by SDS-PAGE
MW	15 kDa
Tested applications	IF, IHC
Specificity	Human Proprotein Convertase Subtilisin/Kexin Type 9 (PCSK9)
Antibody Type	Primary Antibody

Biorbyt Ltd.

7 Signet Court, Swann Road
Cambridge
CB5 8LA
United Kingdom

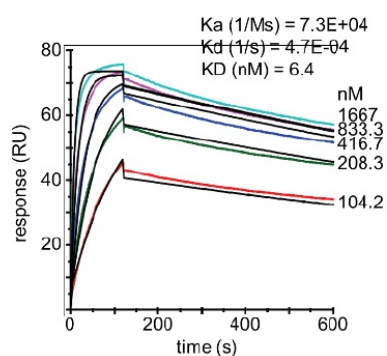
Email: info@biorbyt.com, support@biorbyt.com
Phone: [+44 \(0\)1223 859353](tel:+44(0)1223859353) | Fax: [+1 \(415\) 651-8558](tel:+1(415)651-8558)

Biorbyt LLC

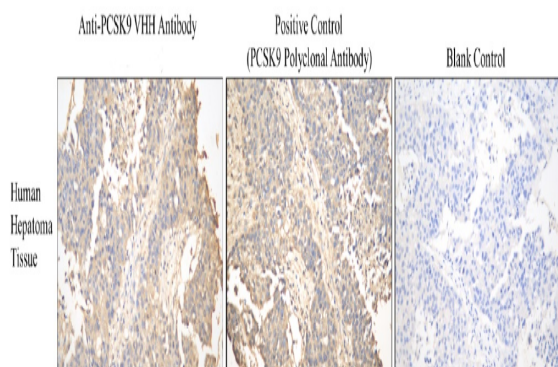
68 TW Alexander Drive
Research Triangle Park
Durham
NC 27713-2847
United States

Email: info@biorbyt.com, support@biorbyt.com
Phone: [+1 \(415\) 906-5211](tel:+1(415)906-5211) | Fax: [+1 \(415\) 651-8558](tel:+1(415)651-8558)

Clone Number	BNFN9
Source	E. coli
Storage	Maintain refrigerated at 2-8°C for up to 2 weeks. For long term storage store at -20°C in small aliquots to prevent freeze-thaw cycles.
Note	For research use only
Expiration Date	12 months from date of receipt.



Chromatography analysis of recombinant Human Proprotein Convertase Subtilisin/Kexin Type 9 (PCSK9) protein using antibody



Immunohistochemical analysis of paraffin-embedded human hepatoma tissue slides using anti-PCSK9 VHH antibody

Biorbyt Ltd.

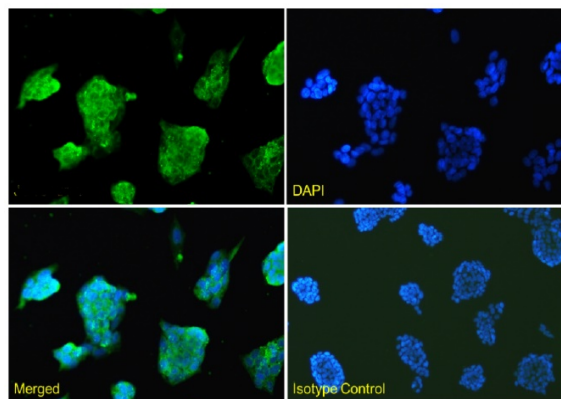
7 Signet Court, Swann Road
Cambridge
CB5 8LA
United Kingdom

Email: info@biorbyt.com, support@biorbyt.com
Phone: +44 (0)1223 859353 | Fax: +1 (415) 651-8558

Biorbyt LLC

68 TW Alexander Drive
Research Triangle Park
Durham
NC 27713-2847
United States

Email: info@biorbyt.com, support@biorbyt.com
Phone: +1 (415) 906-5211 | Fax: +1 (415) 651-8558



Immunofluorescence analysis of paraformaldehyde fixed HepG2 cells stained with anti-PCSK9 VHH antibody

Biorbyt Ltd.

7 Signet Court, Swann Road
Cambridge
CB5 8LA
United Kingdom

Email: info@biorbyt.com, support@biorbyt.com

Phone: [+44 \(0\)1223 859353](tel:+44(0)1223859353) | Fax: [+1 \(415\) 651-8558](tel:+1(415)651-8558)

Biorbyt LLC

68 TW Alexander Drive
Research Triangle Park
Durham
NC 27713-2847
United States

Email: info@biorbyt.com, support@biorbyt.com

Phone: [+1 \(415\) 906-5211](tel:+1(415)906-5211) | Fax: [+1 \(415\) 651-8558](tel:+1(415)651-8558)