

Product Datasheet

MAOB/Monoamine Oxidase B Antibody (orb1537572)

Catalog Number	orb1537572
Category	Antibodies
Description	MAOB/Monoamine Oxidase B Antibody
Target	MAOB / Monoamine Oxidase B
Clonality	Polyclonal
Species/Host	Rabbit
Isotype	IgG
Conjugation	Unconjugated
Reactivity	Human, Mouse, Rat
Buffer/Preservatives	PBS, pH 7.3, 0.02% Sodium Azide, 50% Glycerol
Purification	Affinity purified
Immunogen	Recombinant fusion protein containing a sequence corresponding to amino acids 1-260 of human MAOB (NP_000889.3). MSNKCDVVVVGGGISGMAAAKLLHDSGLNvvVLEARDRVGGRTYTLRNQKVKYVDLGGS YVGPTQNRILRLAKELGLETYKVNEVERLIHHVKGKSYFRGPFPPVWNPITYLDHNNFWRT MDDMGREIPSDAPWKAPLAEWDMTMMKELLDKLCWTESAKQLATLFVNLCVTAETHEV SALWFLWYVKQCGGTTRIISTTNGGQERKFVGGSGQVSERIMDLLGDRVKLERPVIYIDQT RENVLVETLNHEMYEAKYY
Tested applications	IF, IHC-P, WB
Dilution range	IF (1:50 - 1:200), IHC-P (1:100), WB (1:500 - 1:2000)

Biorbyt Ltd.

7 Signet Court, Swann Road
Cambridge
CB5 8LA
United Kingdom

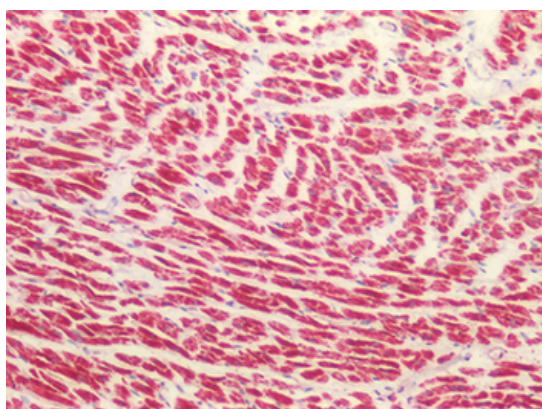
Email: info@biorbyt.com, support@biorbyt.com
Phone: [+44 \(0\)1223 859353](tel:+44(0)1223859353) | Fax: [+1 \(415\) 651-8558](tel:+1(415)651-8558)

Biorbyt LLC

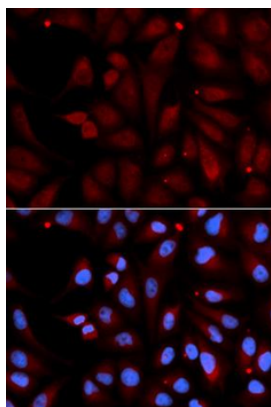
68 TW Alexander Drive
Research Triangle Park
Durham
NC 27713
United States

Email: info@biorbyt.com, support@biorbyt.com
Phone: [+1 \(415\) 906-5211](tel:+1(415)906-5211) | Fax: [+1 \(415\) 651-8558](tel:+1(415)651-8558)

Application notes	Further information: The predicted MW is 46kDa/58kDa, while the observed MW by Western blot was 58kDa.
Specificity	Human MAOB / Monoamine Oxidase B
Storage	Maintain refrigerated at 2-8°C for up to 2 weeks. For long term storage store at -20°C in small aliquots to prevent freeze-thaw cycles.
Note	For research use only
Expiration Date	12 months from date of receipt.



Human Heart: Formalin-Fixed, Paraffin-Embedded (FFPE)



Immunofluorescence analysis of U2OS cells using MAOB antibody. Blue: DAPI for nuclear staining.

Biorbyt Ltd.

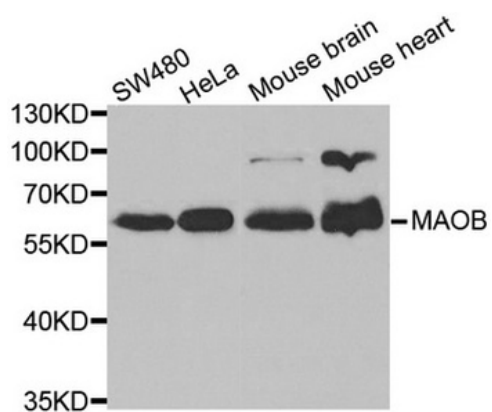
7 Signet Court, Swann Road
Cambridge
CB5 8LA
United Kingdom

Email: info@biorbyt.com, support@biorbyt.com
Phone: [+44 \(0\)1223 859353](tel:+44(0)1223859353) | Fax: [+1 \(415\) 651-8558](tel:+1(415)6518558)

Biorbyt LLC

68 TW Alexander Drive
Research Triangle Park
Durham
NC 27713
United States

Email: info@biorbyt.com, support@biorbyt.com
Phone: [+1 \(415\) 906-5211](tel:+1(415)9065211) | Fax: [+1 \(415\) 651-8558](tel:+1(415)6518558)



Western blot analysis of extracts of various cell lines, using MAOB antibody at 1:1000 dilution.

Biorbyt Ltd.

7 Signet Court, Swann Road
Cambridge
CB5 8LA
United Kingdom

Email: info@biorbyt.com, support@biorbyt.com

Phone: [+44 \(0\)1223 859353](tel:+44(0)1223859353) | Fax: [+1 \(415\) 651-8558](tel:+1(415)651-8558)

Biorbyt LLC

68 TW Alexander Drive
Research Triangle Park
Durham
NC 27713
United States

Email: info@biorbyt.com, support@biorbyt.com

Phone: [+1 \(415\) 906-5211](tel:+1(415)906-5211) | Fax: [+1 \(415\) 651-8558](tel:+1(415)651-8558)