

Product Datasheet

CRYAB/Alpha B Crystallin Antibody (orb1535136)

Catalog Number	orb1535136
Category	Antibodies
Description	CRYAB/Alpha B Crystallin Antibody
Target	CRYAB / Alpha B Crystallin
Clonality	Monoclonal
Species/Host	Mouse
Isotype	IgG1
Conjugation	Unconjugated
Reactivity	Human, Monkey, Mouse, Rat
Concentration	1 mg/ml
Buffer/Preservatives	PBS, pH 7.3, 0.02% Sodium Azide, 50% Glycerol, 1% rAlbumin
Purification	Protein A/G purified from tissue culture supernatant.
Immunogen	Full length human recombinant protein of human CRYAB (NP_001876) produced in HEK293T cell.
Tested applications	FC, IF, IHC, IHC-P, IP, WB
Dilution range	Flo (1:100), IF (1:50 - 1:100), IHC, IHC-P (10 µg/ml), IP, WB (1:500 - 1:1000)
Specificity	Human CRYAB / Alpha B Crystallin
Clone Number	6D11

Biorbyt Ltd.

7 Signet Court, Swann Road
Cambridge
CB5 8LA
United Kingdom

Email: info@biorbyt.com, support@biorbyt.com

Phone: [+44 \(0\)1223 859353](tel:+44(0)1223859353) | Fax: [+1 \(415\) 651-8558](tel:+1(415)651-8558)

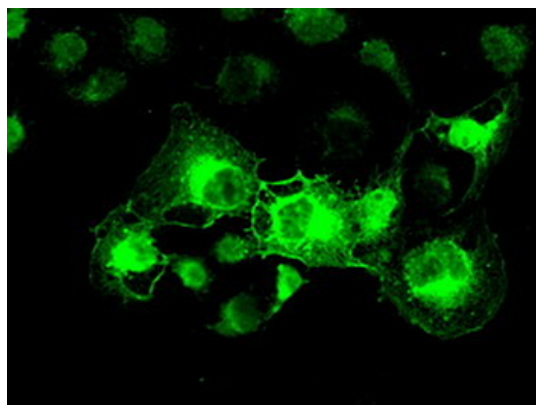
Biorbyt LLC

68 TW Alexander Drive
Research Triangle Park
Durham
NC 27713
United States

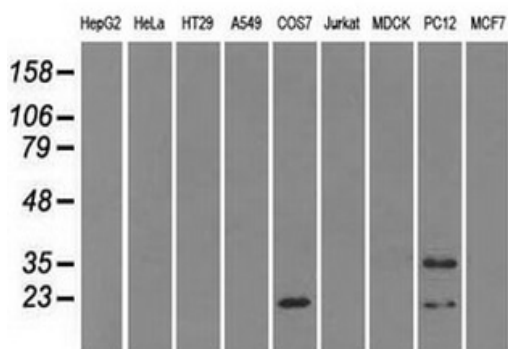
Email: info@biorbyt.com, support@biorbyt.com

Phone: [+1 \(415\) 906-5211](tel:+1(415)906-5211) | Fax: [+1 \(415\) 651-8558](tel:+1(415)651-8558)

Storage	Maintain refrigerated at 2-8°C for up to 2 weeks. For long term storage store at -20°C in small aliquots to prevent freeze-thaw cycles.
Note	For research use only
Expiration Date	12 months from date of receipt.



Anti-CRYAB mouse monoclonal antibody immunofluorescent staining of COS7 cells transiently transfected by pCMV6-ENTRY CRYAB.



Western blot of extracts (35 ug) from 9 different cell lines by using anti-CRYAB monoclonal antibody.

Biorbyt Ltd.

7 Signet Court, Swann Road
Cambridge
CB5 8LA
United Kingdom

Email: info@biorbyt.com, support@biorbyt.com

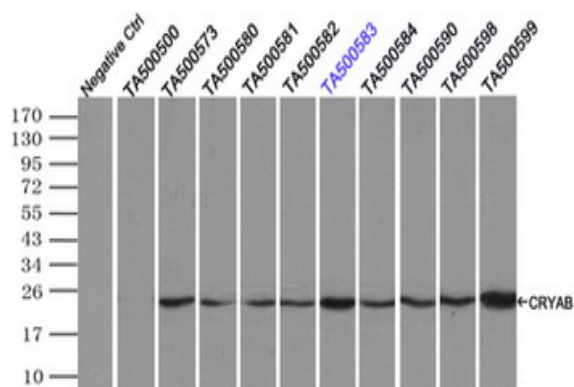
Phone: [+44 \(0\)1223 859353](tel:+44(0)1223859353) | Fax: [+1 \(415\) 651-8558](tel:+1(415)651-8558)

Biorbyt LLC

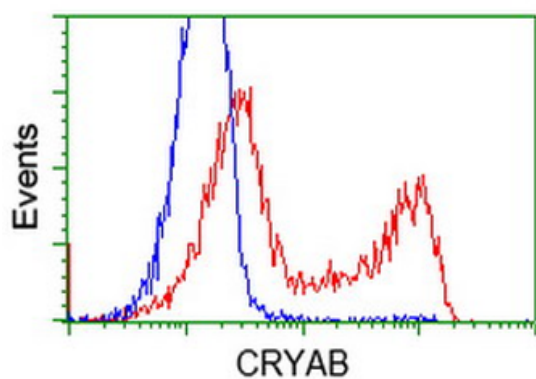
68 TW Alexander Drive
Research Triangle Park
Durham
NC 27713
United States

Email: info@biorbyt.com, support@biorbyt.com

Phone: [+1 \(415\) 906-5211](tel:+1(415)906-5211) | Fax: [+1 \(415\) 651-8558](tel:+1(415)651-8558)



Immunoprecipitation (IP) of CRYAB by using monoclonal anti-CRYAB antibodies (Negative control: IP without adding anti-CRYAB antibody.).



HEK293T cells transfected with either overexpress plasmid (Red) or empty vector control plasmid (Blue) were immunostained by anti-CRYAB antibody, and then analyzed by flow cytometry.

Biorbyt Ltd.

7 Signet Court, Swann Road
Cambridge
CB5 8LA
United Kingdom

Email: info@biorbyt.com, support@biorbyt.com
Phone: +44 (0)1223 859353 | Fax: +1 (415) 651-8558

Biorbyt LLC

68 TW Alexander Drive
Research Triangle Park
Durham
NC 27713
United States

Email: info@biorbyt.com, support@biorbyt.com
Phone: +1 (415) 906-5211 | Fax: +1 (415) 651-8558