

Product Datasheet

CD5 Antibody (orb153364)

| | |
|-----------------------------|--|
| Catalog Number | orb153364 |
| Category | Antibodies |
| Description | Mouse monoclonal antibody to CD5 |
| Target | CD5 |
| Clonality | Monoclonal |
| Species/Host | Mouse |
| Isotype | Mouse IgG1 |
| Conjugation | Unconjugated |
| Reactivity | Human |
| Concentration | Approximately 1mg/ml (varies from batch to batch). Please inquire for precise concentration. |
| Buffer/Preservatives | Purified antibody in PBS with 0.05% sodium azide |
| Immunogen | Purified recombinant fragment of human CD5 (AA: 27-233) expressed in E. Coli. |
| UniProt ID | P06127 |
| MW | 54.6kDa |
| Tested applications | FC, WB |
| Dilution range | WB: 1/250; FCM: 1/200 - 1/400; ELISA: 1/10000 |
| Antibody Type | Primary Antibody |

Biorbyt Ltd.

7 Signet Court, Swann Road
Cambridge
CB5 8LA
United Kingdom

Email: info@biorbyt.com, support@biorbyt.com

Phone: [+44 \(0\)1223 859353](tel:+44(0)1223859353) | Fax: [+1 \(415\) 651-8558](tel:+1(415)651-8558)


Biorbyt LLC

68 TW Alexander Drive
Research Triangle Park
Durham
NC 27713
United States

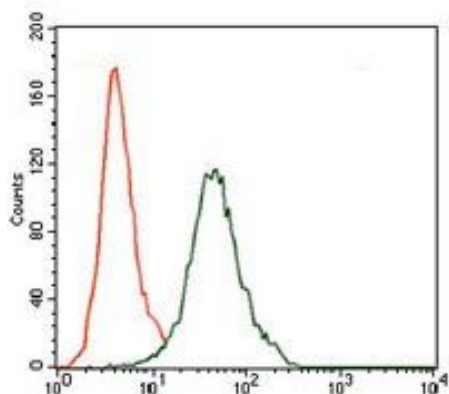
Email: info@biorbyt.com, support@biorbyt.com

Phone: [+1 \(415\) 906-5211](tel:+1(415)906-5211) | Fax: [+1 \(415\) 651-8558](tel:+1(415)651-8558)

| | |
|------------------------|---|
| Clone Number | 6A11G11 |
| Storage | Maintain refrigerated at 2-8°C for up to 2 weeks. For long term storage store at -20°C in small aliquots to prevent freeze-thaw cycles. |
| Note | For research use only |
| Entrez | 921 |
| Expiration Date | 12 months from date of receipt. |



Line graph illustrates about the Ag-Ab reactions using different concentrations of antigen and serial dilutions of CD5 antibody



Flow cytometric analysis of Jurkat cells lysates using CD5 antibody

Biorbyt Ltd.

7 Signet Court, Swann Road
Cambridge
CB5 8LA
United Kingdom

Email: info@biorbyt.com, support@biorbyt.com

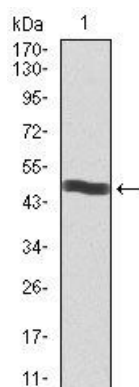
Phone: +44 (0)1223 859353 | Fax: +1 (415) 651-8558

Biorbyt LLC

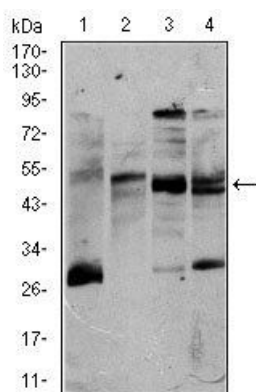
68 TW Alexander Drive
Research Triangle Park
Durham
NC 27713
United States

Email: info@biorbyt.com, support@biorbyt.com

Phone: +1 (415) 906-5211 | Fax: +1 (415) 651-8558



Western blot analysis of human CD5 using CD5 antibody



Western blot analysis of K562 (Lane 1), Jurkat (Lane 2), Raji (Lane 3), MOLT4 (Lane 4) cell lysate using CD5 antibody

Biorbyt Ltd.

7 Signet Court, Swann Road
Cambridge
CB5 8LA
United Kingdom

Email: info@biorbyt.com, support@biorbyt.com

Phone: [+44 \(0\)1223 859353](tel:+44(0)1223859353) | Fax: [+1 \(415\) 651-8558](tel:+1(415)651-8558)

Biorbyt LLC

68 TW Alexander Drive
Research Triangle Park
Durham
NC 27713
United States

Email: info@biorbyt.com, support@biorbyt.com

Phone: [+1 \(415\) 906-5211](tel:+1(415)906-5211) | Fax: [+1 \(415\) 651-8558](tel:+1(415)651-8558)