

Product Datasheet

Rabbit V5 Tag Recombinant Monoclonal Antibody (orb1530832)

Catalog Number	orb1530832
Category	Antibodies
Description	V5 Tag Antibody
Target	V5 Tag
Clonality	Recombinant
Species/Host	Rabbit
Isotype	IgG
Conjugation	Unconjugated
Form/Appearance	Liquid
Concentration	250 µg/ml
Buffer/Preservatives	Borate Buffered Saline (BBS) pH 8.2 with 0.1% rAlbumin and 0.09% Sodium Azide
Purification	Purified
Immunogen	V5 Epitope tag (GKPIPPLLGLDST)
Tested applications	ICC, IP, WB
Dilution range	WB - 1:1,000; IP - 20 µl/1 mg lysate; ICC - 1:100 to 1:500. Epitope retrieval with citrate buffer pH6.0 is recommended for FFPE cell sections.
Application notes	Format: Whole IgG

Biorbyt Ltd.

7 Signet Court, Swann Road
Cambridge
CB5 8LA
United Kingdom

Email: info@biorbyt.com, support@biorbyt.com

Phone: [+44 \(0\)1223 859353](tel:+44(0)1223859353) | Fax: [+1 \(415\) 651-8558](tel:+1(415)651-8558)

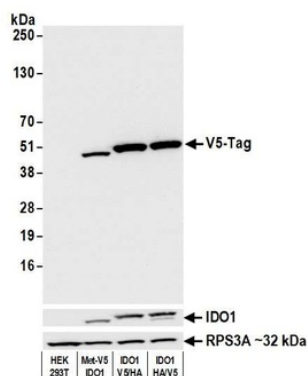
Biorbyt LLC

68 TW Alexander Drive
Research Triangle Park
Durham
NC 27713
United States

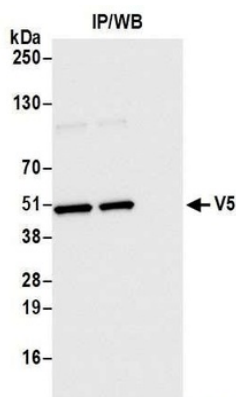
Email: info@biorbyt.com, support@biorbyt.com

Phone: [+1 \(415\) 906-5211](tel:+1(415)906-5211) | Fax: [+1 \(415\) 651-8558](tel:+1(415)651-8558)

Antibody Type	Recombinant Antibody
Clone Number	BLRE03H
Storage	2 - 8°C
Note	For research use only
Expiration Date	12 months from date of receipt.



Detection of V5-tagged protein by WB from HEK293 transfected with Met-V5-IDO1, HEK293 with IDO1-V5-HA (Internal Tag), and HEK293 with IDO1-HA-V5 (C-terminal Tag) cells, using Rabbit anti-V5 Tag recombinant monoclonal antibody.



Detection of V5 Tag by western blot of immunoprecipitates from HEK293 transfected with IDO1-V5. Antibodies: Rabbit anti-V5 recombinant monoclonal antibody.

Biorbyt Ltd.

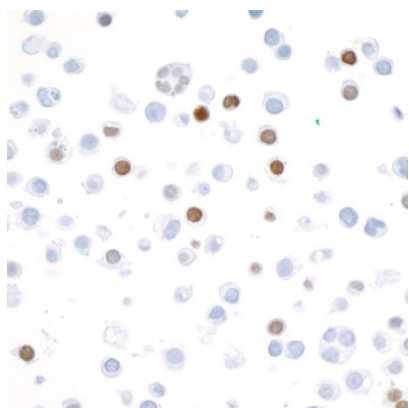
7 Signet Court, Swann Road
Cambridge
CB5 8LA
United Kingdom

Email: info@biorbyt.com, support@biorbyt.com
Phone: +44 (0)1223 859353 | Fax: +1 (415) 651-8558

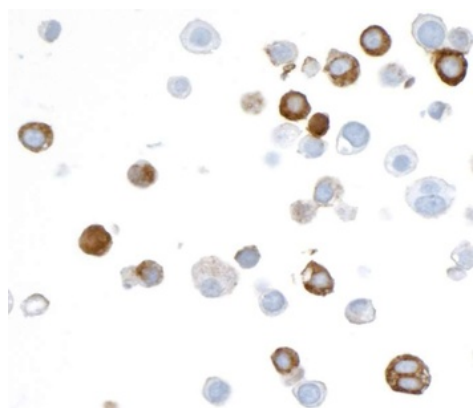
Biorbyt LLC

68 TW Alexander Drive
Research Triangle Park
Durham
NC 27713
United States

Email: info@biorbyt.com, support@biorbyt.com
Phone: +1 (415) 906-5211 | Fax: +1 (415) 651-8558



Detection of V5 tag in FFPE HEK293 cells expressing V5 tagged nuclear protein by ICC. Antibody: Rabbit anti-V5 tag recombinant monoclonal antibody.



Detection of V5 tag in FFPE HEK293 cells expressing V5 tagged cytoplasmic protein by ICC. Antibody: Rabbit anti-V5 tag recombinant monoclonal antibody.

Biorbyt Ltd.

7 Signet Court, Swann Road
Cambridge
CB5 8LA
United Kingdom

Email: info@biorbyt.com, support@biorbyt.com

Phone: [+44 \(0\)1223 859353](tel:+44(0)1223859353) | Fax: [+1 \(415\) 651-8558](tel:+1(415)651-8558)

Biorbyt LLC

68 TW Alexander Drive
Research Triangle Park
Durham
NC 27713
United States

Email: info@biorbyt.com, support@biorbyt.com

Phone: [+1 \(415\) 906-5211](tel:+1(415)906-5211) | Fax: [+1 \(415\) 651-8558](tel:+1(415)651-8558)