

Product Datasheet

Rabbit USP7 Antibody (orb1530777)

Catalog Number	orb1530777
Category	Antibodies
Description	USP7 Antibody
Target	USP7
Clonality	Polyclonal
Species/Host	Rabbit
Isotype	IgG
Conjugation	Unconjugated
Reactivity	Human, Mouse
Predicted Reactivity	Rat
Form/Appearance	Liquid
Concentration	1000 µg/ml
Buffer/Preservatives	Tris-citrate/phosphate buffer, pH 7 to 8 containing 0.09% Sodium Azide
Purification	Antigen Affinity Purified
Immunogen	Between 1 and 50
UniProt ID	Q93009
Tested applications	IHC, IP, WB

Biorbyt Ltd.

7 Signet Court, Swann Road
Cambridge
CB5 8LA
United Kingdom

Email: info@biorbyt.com, support@biorbyt.com

Phone: [+44 \(0\)1223 859353](tel:+44(0)1223859353) | Fax: [+1 \(415\) 651-8558](tel:+1(415)651-8558)

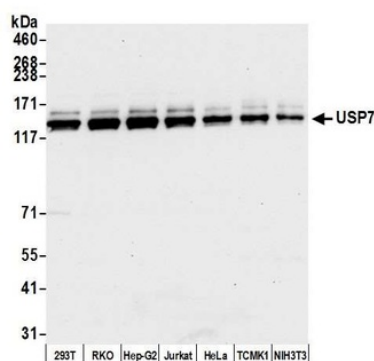
Biorbyt LLC

68 TW Alexander Drive
Research Triangle Park
Durham
NC 27713
United States

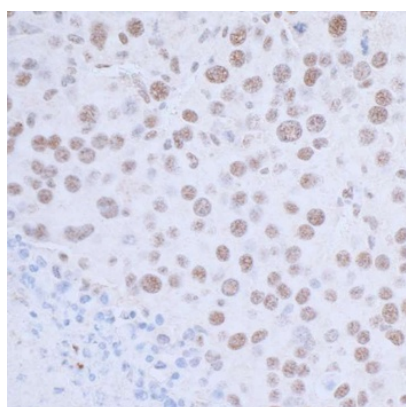
Email: info@biorbyt.com, support@biorbyt.com

Phone: [+1 \(415\) 906-5211](tel:+1(415)906-5211) | Fax: [+1 \(415\) 651-8558](tel:+1(415)651-8558)

Dilution range	WB - 1:10,000 - 1:25,000; IP - 2 - 10 µg/mg lysate; IHC - 1:1,000 - 1:5,000. Epitope retrieval with citrate buffer pH6.0 is recommended for FFPE tissue sections.
Application notes	Format: Whole IgG
Antibody Type	Primary Antibody
Storage	2 - 8°C
Note	For research use only
NCBI	NP_003461.1
Expiration Date	12 months from date of receipt.



Detection of human USP7 by western blot. Samples: Whole cell lysate from HEK293T, RKO, Hep-G2, Jurkat, HeLa, TCMK-1, and NIH 3T3 cells. Antibody: Affinity purified rabbit anti-USP7 antibody orb1530777 at 0.04 µg/ml.



Detection of mouse USP7 by immunohistochemistry. Sample: FFPE section of mouse renal cell carcinoma. Antibody: Affinity purified rabbit anti-USP7 used at 1:5, 000 (0.2µg/ml).

Biorbyt Ltd.

7 Signet Court, Swann Road
Cambridge
CB5 8LA
United Kingdom

Email: info@biorbyt.com, support@biorbyt.com

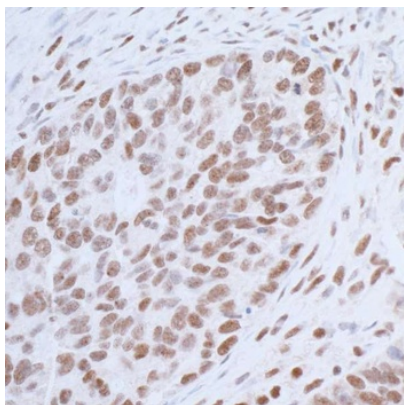
Phone: [+44 \(0\)1223 859353](tel:+44(0)1223859353) | Fax: [+1 \(415\) 651-8558](tel:+1(415)651-8558)

Biorbyt LLC

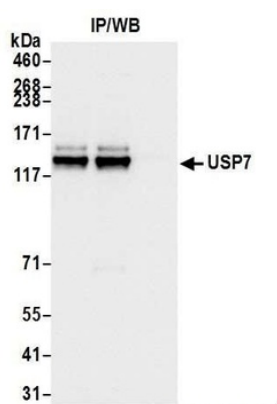
68 TW Alexander Drive
Research Triangle Park
Durham
NC 27713
United States

Email: info@biorbyt.com, support@biorbyt.com

Phone: [+1 \(415\) 906-5211](tel:+1(415)906-5211) | Fax: [+1 \(415\) 651-8558](tel:+1(415)651-8558)



Detection of human USP7 by immunohistochemistry. Sample: FFPE section of human ovarian carcinoma. Antibody: Affinity purified rabbit anti-USP7 used at 1:5,000 (0.2µg/ml).



Detection of human USP7 by western blot of immunoprecipitates. Samples: Whole cell lysate from HEK293T cells. Antibodies: Affinity purified rabbit anti-USP7 antibody.

Biorbyt Ltd.

7 Signet Court, Swann Road
Cambridge
CB5 8LA
United Kingdom

Email: info@biorbyt.com, support@biorbyt.com

Phone: +44 (0)1223 859353 | Fax: +1 (415) 651-8558

Biorbyt LLC

68 TW Alexander Drive
Research Triangle Park
Durham
NC 27713
United States

Email: info@biorbyt.com, support@biorbyt.com

Phone: +1 (415) 906-5211 | Fax: +1 (415) 651-8558