

## Product Datasheet

### Rabbit DDX5 Antibody (orb1530059)

<b>Catalog Number</b>	orb1530059
<b>Category</b>	Antibodies
<b>Description</b>	DDX5 Antibody
<b>Target</b>	DDX5
<b>Clonality</b>	Polyclonal
<b>Species/Host</b>	Rabbit
<b>Isotype</b>	IgG
<b>Conjugation</b>	Unconjugated
<b>Reactivity</b>	Human, Mouse
<b>Form/Appearance</b>	Liquid
<b>Concentration</b>	200 µg/ml
<b>Buffer/Preservatives</b>	Tris-buffered Saline containing 0.1% rAlbumin and 0.09% Sodium Azide
<b>Purification</b>	Antigen Affinity Purified
<b>Immunogen</b>	Between 564 and C-terminus
<b>UniProt ID</b>	<b>P17844</b>
<b>Tested applications</b>	IHC, IP, WB
<b>Dilution range</b>	WB - 1:2,000 - 1:10,000; IP - 2 - 10 µg/mg lysate; IHC - 1:200 to 1:1000. Epitope retrieval with citrate buffer pH6.0 is recommended for FFPE tissue sections.

**Biorbyt Ltd.**

7 Signet Court, Swann Road  
Cambridge  
CB5 8LA  
United Kingdom

Email: [info@biorbyt.com](mailto:info@biorbyt.com), [support@biorbyt.com](mailto:support@biorbyt.com)

Phone: [+44 \(0\)1223 859353](tel:+44(0)1223859353) | Fax: [+1 \(415\) 651-8558](tel:+1(415)651-8558)

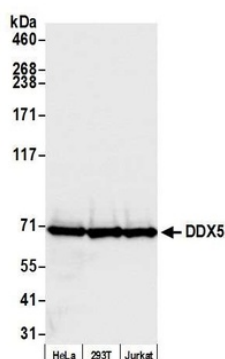
**Biorbyt LLC**

68 TW Alexander Drive  
Research Triangle Park  
Durham  
NC 27713-2847  
United States

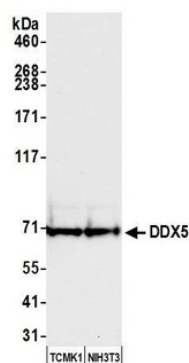
Email: [info@biorbyt.com](mailto:info@biorbyt.com), [support@biorbyt.com](mailto:support@biorbyt.com)

Phone: [+1 \(415\) 906-5211](tel:+1(415)906-5211) | Fax: [+1 \(415\) 651-8558](tel:+1(415)651-8558)

<b>Application notes</b>	Format: Whole IgG
<b>Antibody Type</b>	Primary Antibody
<b>Storage</b>	2 - 8°C
<b>Note</b>	For research use only
<b>NCBI</b>	<b>NP_004387.1</b>
<b>Expiration Date</b>	12 months from date of receipt.



Detection of human DDX5 by western blot. Samples: Whole cell lysate from HeLa, HEK293T, and Jurkat cells. Antibody: Affinity purified rabbit anti-DDX5 antibody orb1530059 at 0.04 µg/ml.



Detection of mouse DDX5 by western blot. Samples: Whole cell lysate from TCMK-1 and NIH 3T3 cells. Antibody: Affinity purified rabbit anti-DDX5 antibody orb1530059 at 0.04 µg/ml.

**Biorbyt Ltd.**

7 Signet Court, Swann Road  
Cambridge  
CB5 8LA  
United Kingdom

Email: [info@biorbyt.com](mailto:info@biorbyt.com), [support@biorbyt.com](mailto:support@biorbyt.com)

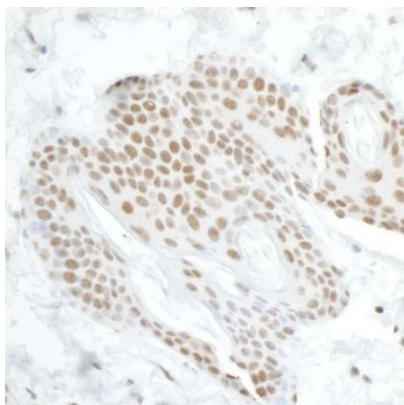
Phone: +44 (0)1223 859353 | Fax: +1 (415) 651-8558

**Biorbyt LLC**

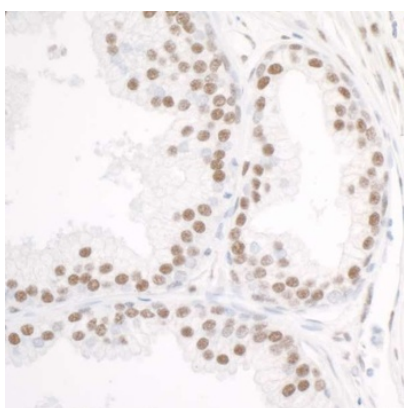
68 TW Alexander Drive  
Research Triangle Park  
Durham  
NC 27713-2847  
United States

Email: [info@biorbyt.com](mailto:info@biorbyt.com), [support@biorbyt.com](mailto:support@biorbyt.com)

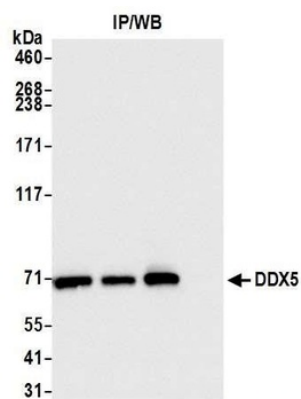
Phone: +1 (415) 906-5211 | Fax: +1 (415) 651-8558



Detection of mouse DDX5 by immunohistochemistry. Sample: FFPE section of mouse skin. Antibody: Affinity purified rabbit anti-DDX5 used at a dilution of 1:1000 (0.2µg/ml).



Detection of human DDX5 by immunohistochemistry. Sample: FFPE section of human prostate carcinoma. Antibody: Affinity purified rabbit anti-DDX5 used at a dilution of 1:1000 (0.2µg/ml).



Detection of human DDX5 by western blot of immunoprecipitates. Samples: Whole cell lysate from HeLa cells. Antibodies: Affinity purified rabbit anti-DDX5 antibody.

**Biorbyt Ltd.**

7 Signet Court, Swann Road  
Cambridge  
CB5 8LA  
United Kingdom

Email: [info@biorbyt.com](mailto:info@biorbyt.com), [support@biorbyt.com](mailto:support@biorbyt.com)

Phone: +44 (0)1223 859353 | Fax: +1 (415) 651-8558

**Biorbyt LLC**

68 TW Alexander Drive  
Research Triangle Park  
Durham  
NC 27713-2847  
United States

Email: [info@biorbyt.com](mailto:info@biorbyt.com), [support@biorbyt.com](mailto:support@biorbyt.com)

Phone: +1 (415) 906-5211 | Fax: +1 (415) 651-8558