

Product Datasheet

Rabbit USP10 Antibody (orb1529425)

Catalog Number	orb1529425
Category	Antibodies
Description	USP10 Antibody
Target	USP10
Clonality	Polyclonal
Species/Host	Rabbit
Isotype	IgG
Conjugation	Unconjugated
Reactivity	Human, Mouse
Form/Appearance	Liquid
Concentration	200 µg/ml
Buffer/Preservatives	Tris-buffered Saline containing 0.1% rAlbumin and 0.09% Sodium Azide
Purification	Antigen Affinity Purified
Immunogen	Between 50 and 100
UniProt ID	Q14694
Tested applications	IHC, IP, WB
Dilution range	WB - 1:2,000 - 1:10,000; IP - 2 - 10 µg/mg lysate; IHC - 1:100 to 1:500. Epitope retrieval with citrate buffer pH6.0 is recommended for FFPE tissue sections.

Biorbyt Ltd.

7 Signet Court, Swann Road
Cambridge
CB5 8LA
United Kingdom

Email: info@biorbyt.com, support@biorbyt.com

Phone: [+44 \(0\)1223 859353](tel:+44(0)1223859353) | Fax: [+1 \(415\) 651-8558](tel:+1(415)651-8558)

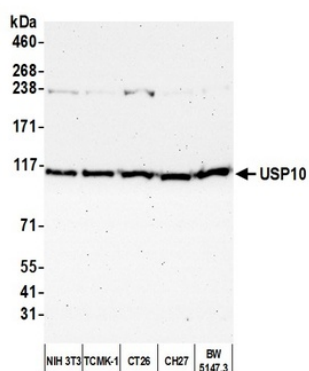
Biorbyt LLC

68 TW Alexander Drive
Research Triangle Park
Durham
NC 27713
United States

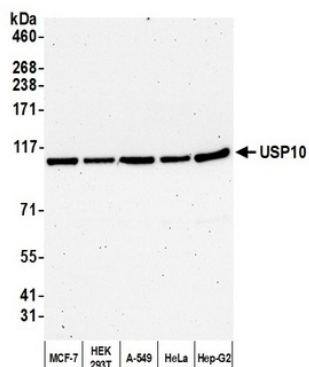
Email: info@biorbyt.com, support@biorbyt.com

Phone: [+1 \(415\) 906-5211](tel:+1(415)906-5211) | Fax: [+1 \(415\) 651-8558](tel:+1(415)651-8558)

Application notes	Format: Whole IgG
Antibody Type	Primary Antibody
Storage	2 - 8°C
Note	For research use only
NCBI	NP_005144.1
Expiration Date	12 months from date of receipt.



Detection of mouse USP10 by western blot. Samples: Nuclear extract from NIH 3T3, TCMK-1, CT26, CH27, and BW5147.3 cells. Antibody: Affinity purified rabbit anti-USP10 antibody at 0.04 µg/ml.



Detection of human USP10 by western blot. Samples: Whole cell lysate from MCF-7, HEK293T, A-549, HeLa, and Hep-G2 cells. Antibody: Affinity purified rabbit anti-USP10 antibody at 0.04 µg/ml.

Biorbyt Ltd.

7 Signet Court, Swann Road
Cambridge
CB5 8LA
United Kingdom

Email: info@biorbyt.com, support@biorbyt.com

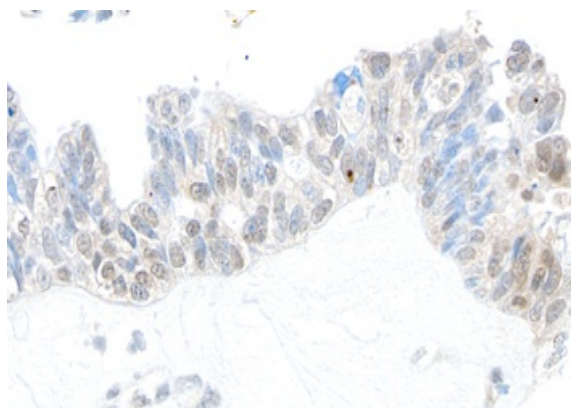
Phone: +44 (0)1223 859353 | Fax: +1 (415) 651-8558

Biorbyt LLC

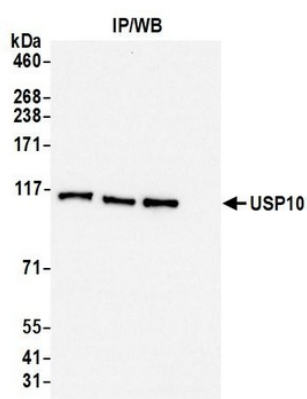
68 TW Alexander Drive
Research Triangle Park
Durham
NC 27713
United States

Email: info@biorbyt.com, support@biorbyt.com

Phone: +1 (415) 906-5211 | Fax: +1 (415) 651-8558



Detection of human USP10 by immunohistochemistry. Sample: FFPE section of human ovarian carcinoma. Antibody: Affinity purified rabbit anti- USP10 used at a dilution of 1:200 (1µg/ml).



Detection of human USP10 by western blot of immunoprecipitates. Samples: Whole cell lysate from HEK293T cells. Antibodies: Affinity purified rabbit anti-USP10 antibody.

Biorbyt Ltd.

7 Signet Court, Swann Road
Cambridge
CB5 8LA
United Kingdom

Email: info@biorbyt.com, support@biorbyt.com

Phone: [+44 \(0\)1223 859353](tel:+44(0)1223859353) | Fax: [+1 \(415\) 651-8558](tel:+1(415)651-8558)

Biorbyt LLC

68 TW Alexander Drive
Research Triangle Park
Durham
NC 27713
United States

Email: info@biorbyt.com, support@biorbyt.com

Phone: [+1 \(415\) 906-5211](tel:+1(415)906-5211) | Fax: [+1 \(415\) 651-8558](tel:+1(415)651-8558)