

Product Datasheet

Rabbit TRIM33/TIF1gamma Antibody (orb1529118)

| | |
|-----------------------------|--|
| Catalog Number | orb1529118 |
| Category | Antibodies |
| Description | TRIM33/TIF1gamma Antibody |
| Target | TRIM33/TIF1gamma |
| Clonality | Polyclonal |
| Species/Host | Rabbit |
| Isotype | IgG |
| Conjugation | Unconjugated |
| Reactivity | Human, Mouse |
| Form/Appearance | Liquid |
| Concentration | 200 µg/ml |
| Buffer/Preservatives | Tris-buffered Saline containing 0.1% rAlbumin and 0.09% Sodium Azide |
| Purification | Antigen Affinity Purified |
| Immunogen | Between 1077 and C-terminus |
| UniProt ID | Q9UPN9 |
| Tested applications | IHC, IP, WB |
| Dilution range | WB - 1:2,000 - 1:10,000; IP - 2 - 5 µg/mg lysate; IHC - 1:100 - 1:500. Epitope retrieval with citrate buffer pH 6.0 is recommended for FFPE tissue sections. |

Biorbyt Ltd.

7 Signet Court, Swann Road
Cambridge
CB5 8LA
United Kingdom

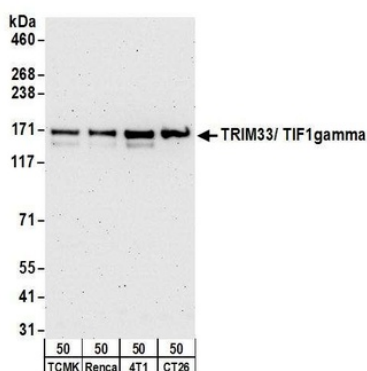
Email: info@biorbyt.com, support@biorbyt.com
Phone: [+44 \(0\)1223 859353](tel:+44(0)1223859353) | Fax: [+1 \(415\) 651-8558](tel:+1(415)651-8558)

Biorbyt LLC

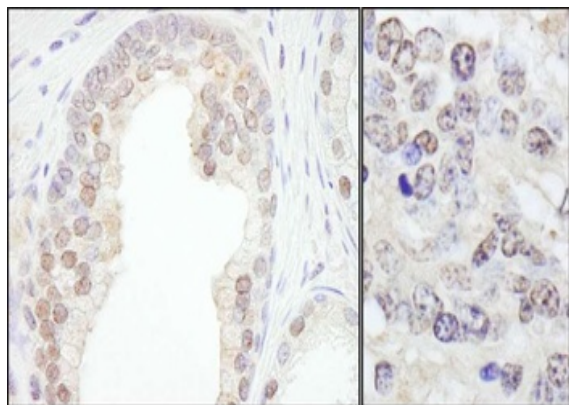
68 TW Alexander Drive
Research Triangle Park
Durham
NC 27713
United States

Email: info@biorbyt.com, support@biorbyt.com
Phone: [+1 \(415\) 906-5211](tel:+1(415)906-5211) | Fax: [+1 \(415\) 651-8558](tel:+1(415)651-8558)

| | |
|--------------------------|---------------------------------|
| Application notes | Format: Whole IgG |
| Antibody Type | Primary Antibody |
| Storage | 2 - 8°C |
| Note | For research use only |
| NCBI | NP_056990.3 |
| Expiration Date | 12 months from date of receipt. |



Detection of mouse TRIM33/ TIF1gamma by western blot. Samples: Whole cell lysate from TCMK-1, Renca, 4T1, and CT26.WT cells. Antibodies: Affinity purified rabbit anti-TRIM33/ TIF1gamma antibody orb1529118 at 0.1 µg/ml.



Detection of human and mouse TRIM33/TIF1gamma by immunohistochemistry. Sample: FFPE section of human prostate carcinoma (left) and mouse teratoma (right). Antibody: Affinity purified rabbit anti-TRIM33/TIF1gamma used at a dilution of 1:200 (1µg/ml).

Biorbyt Ltd.

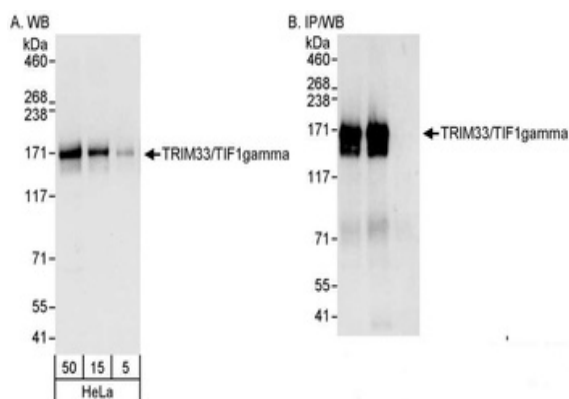
7 Signet Court, Swann Road
Cambridge
CB5 8LA
United Kingdom

Email: info@biorbyt.com, support@biorbyt.com
Phone: +44 (0)1223 859353 | Fax: +1 (415) 651-8558

Biorbyt LLC

68 TW Alexander Drive
Research Triangle Park
Durham
NC 27713
United States

Email: info@biorbyt.com, support@biorbyt.com
Phone: +1 (415) 906-5211 | Fax: +1 (415) 651-8558



Detection of human TRIM33/TIF1gamma by WB and IP. Samples: HeLa cells. Antibodies: Affinity purified rabbit anti-TRIM33/TIF1gamma antibody orb1529118 used for WB at 0.04 $\mu\text{g/ml}$ (A) and 1 $\mu\text{g/ml}$ (B) and used for IP at 3 $\mu\text{g/mg}$ lysate.

Biorbyt Ltd.

7 Signet Court, Swann Road
Cambridge
CB5 8LA
United Kingdom

Email: info@biorbyt.com, support@biorbyt.com

Phone: +44 (0)1223 859353 | Fax: +1 (415) 651-8558

Biorbyt LLC

68 TW Alexander Drive
Research Triangle Park
Durham
NC 27713
United States

Email: info@biorbyt.com, support@biorbyt.com

Phone: +1 (415) 906-5211 | Fax: +1 (415) 651-8558