

## Product Datasheet

# P21 Recombinant Rabbit Monoclonal Antibody (orb1499284)

<b>Catalog Number</b>	orb1499284
<b>Category</b>	Antibodies
<b>Description</b>	P21 Recombinant Rabbit Monoclonal Antibody
<b>Target</b>	CDKN1A
<b>Clonality</b>	Recombinant
<b>Species/Host</b>	Rabbit
<b>Isotype</b>	IgG
<b>Conjugation</b>	Unconjugated
<b>Reactivity</b>	Human
<b>Form/Appearance</b>	Liquid
<b>Concentration</b>	1mg/ml
<b>Buffer/Preservatives</b>	0.01M TBS (pH7.4) with 1% rAlbumin, 0.02% Proclin300 and 50% Glycerol.
<b>Purification</b>	Affinity purified by Protein A
<b>Immunogen</b>	A synthesized peptide derived from human CDKN1A (50-90aa)
<b>UniProt ID</b>	<b>P38936</b>
<b>MW</b>	18 kDa
<b>Tested applications</b>	FC, ICC, IF, IHC-Fr, IHC-P, WB

**Biorbyt Ltd.**

7 Signet Court, Swann Road  
Cambridge  
CB5 8LA  
United Kingdom

Email: [info@biorbyt.com](mailto:info@biorbyt.com), [support@biorbyt.com](mailto:support@biorbyt.com)

Phone: [+44 \(0\)1223 859353](tel:+44(0)1223859353) | Fax: [+1 \(415\) 651-8558](tel:+1(415)651-8558)


**Biorbyt LLC**

68 TW Alexander Drive  
Research Triangle Park  
Durham  
NC 27713  
United States

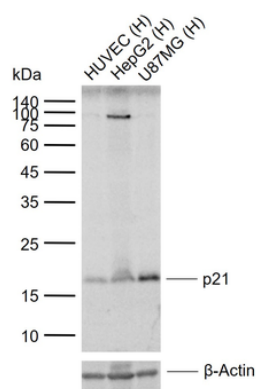
Email: [info@biorbyt.com](mailto:info@biorbyt.com), [support@biorbyt.com](mailto:support@biorbyt.com)

Phone: [+1 \(415\) 906-5211](tel:+1(415)906-5211) | Fax: [+1 \(415\) 651-8558](tel:+1(415)651-8558)

<b>Dilution range</b>	WB=1:500-2000, IHC-P=1:50-200, IHC-F=1:50-200, IF=1:50-200, ICC/IF=1:50-200, Flow-Cyt=1:50-100
<b>Antibody Type</b>	Primary Antibody
<b>Clone Number</b>	R5H7
<b>Storage</b>	Maintain refrigerated at 2-8°C for up to 2 weeks. For long term storage store at -20°C in small aliquots to prevent freeze-thaw cycles.
<b>Note</b>	For research use only
<b>Expiration Date</b>	12 months from date of receipt.



Blocking buffer: 5% NFDM/TBST, Primary Ab Dilution: 1:1000, Primary Ab incubation condition: 2 hours at room temperature, Secondary Ab: Goat Anti-Rabbit IgG H&L (HRP), Lysate: 1: MCF7, 2: U87-MG, Protein loading quantity: 20 µg, Exposure time: 60 s, Predicted MW: 18 kDa, Observed MW: 18 kDa.



Sample: Lane 1: Human HUVEC cell lysates, Lane 2: Human HepG2 cell lysates, Lane 3: Human U87MG cell lysates, Primary: Anti-p21 (orb1499284) at 1/1000 dilution, Secondary: IRDye800CW Goat Anti-Rabbit IgG at 1/20000 dilution, Predicted band size: 18 kDa, Observed band size: 18 kDa.

**Biorbyt Ltd.**

7 Signet Court, Swann Road  
Cambridge  
CB5 8LA  
United Kingdom

Email: [info@biorbyt.com](mailto:info@biorbyt.com), [support@biorbyt.com](mailto:support@biorbyt.com)

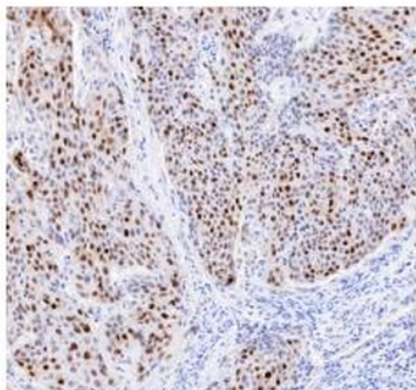
Phone: +44 (0)1223 859353 | Fax: +1 (415) 651-8558

**Biorbyt LLC**

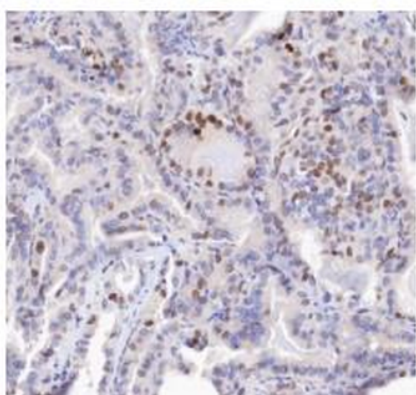
68 TW Alexander Drive  
Research Triangle Park  
Durham  
NC 27713  
United States

Email: [info@biorbyt.com](mailto:info@biorbyt.com), [support@biorbyt.com](mailto:support@biorbyt.com)

Phone: +1 (415) 906-5211 | Fax: +1 (415) 651-8558



Tissue: Human cervical carcinoma, Section type: Formalin-fixed & Paraffin embedded section, Retrieval method: High temperature and high pressure, Retrieval buffer: Tris/EDTA buffer, pH9.0, Primary Ab Dilution: 1:1000, Primary Ab incubation condition: 1 hour at room temperature, Secondary Ab: Anti-Rabbit and Mouse, Polymer HRP (Ready to use), Counter stain: Hematoxylin (Blue), Comment: Color brown is the positive signal for orb1499284.



Tissue: Human thyroid carcinoma, Section type: Formalin-fixed & Paraffin embedded section, Retrieval method: High temperature and high pressure, Retrieval buffer: Tris/EDTA buffer, pH9.0, Primary Ab Dilution: 1:1000, Primary Ab incubation condition: 1 hour at room temperature, Secondary Ab: Anti-Rabbit and Mouse, Polymer HRP (Ready to use), Counter stain: Hematoxylin (Blue), Comment: Color brown is the positive signal for orb1499284.

**Biorbyt Ltd.**

7 Signet Court, Swann Road  
Cambridge  
CB5 8LA  
United Kingdom

Email: [info@biorbyt.com](mailto:info@biorbyt.com), [support@biorbyt.com](mailto:support@biorbyt.com)

Phone: [+44 \(0\)1223 859353](tel:+44(0)1223859353) | Fax: [+1 \(415\) 651-8558](tel:+1(415)651-8558)

**Biorbyt LLC**

68 TW Alexander Drive  
Research Triangle Park  
Durham  
NC 27713  
United States

Email: [info@biorbyt.com](mailto:info@biorbyt.com), [support@biorbyt.com](mailto:support@biorbyt.com)

Phone: [+1 \(415\) 906-5211](tel:+1(415)906-5211) | Fax: [+1 \(415\) 651-8558](tel:+1(415)651-8558)