

Product Datasheet

liver FABP/FABP1 Rabbit Polyclonal Antibody (orb146712)

Catalog Number	orb146712
Category	Antibodies
Description	liver FABP/FABP1 Rabbit Polyclonal Antibody
Target	Fatty acid-binding protein, liver
Clonality	Polyclonal
Species/Host	Rabbit
Isotype	Rabbit IgG
Conjugation	Unconjugated
Reactivity	Human, Mouse, Rat
Form/Appearance	Lyophilized
Concentration	Adding 0.2 ml of distilled water will yield a concentration of 500 µg/ml.
Buffer/Preservatives	Each vial contains 4 mg Trehalose, 0.9 mg NaCl, 0.2mg Na ₂ HPO ₄ , 0.05 mg NaN ₃ .
Reconstitution	Add 0.2ml of distilled water will yield a concentration of 500ug/ml.
Purification	Immunogen affinity purified.
Immunogen	A synthetic peptide corresponding to a sequence at the N-terminus of human liver FABP, different from the related mouse sequence by two amino acids.
UniProt ID	P07148

Biorbyt Ltd.

7 Signet Court, Swann Road
Cambridge
CB5 8LA
United Kingdom

Email: info@biorbyt.com, support@biorbyt.com

Phone: [+44 \(0\)1223 859353](tel:+44(0)1223859353) | Fax: [+1 \(415\) 651-8558](tel:+1(415)651-8558)

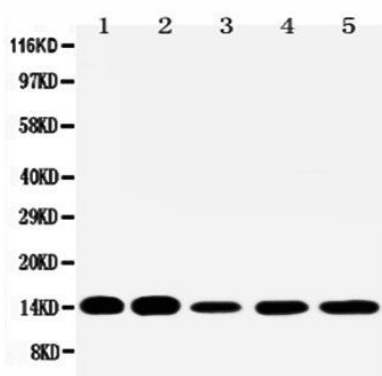
Biorbyt LLC

68 TW Alexander Drive
Research Triangle Park
Durham
NC 27713-2847
United States

Email: info@biorbyt.com, support@biorbyt.com

Phone: [+1 \(415\) 906-5211](tel:+1(415)906-5211) | Fax: [+1 \(415\) 651-8558](tel:+1(415)651-8558)

MW	62 kDa
Tested applications	IHC, WB
Dilution range	Immunohistochemistry (Paraffin-embedded Section), 0.5-1µg/ml, Mouse, Rat, Human Western blot, 0.1-0.5µg/ml, Human, Mouse, Rat
Specificity	No cross reactivity with other proteins.
Cross Reactivity	No cross-reactivity with other proteins
Antibody Type	Primary Antibody
Storage	Maintain refrigerated at 2-8°C for up to 2 weeks. For long term storage store at -20°C in small aliquots to prevent freeze-thaw cycles.
Note	For research use only
Expiration Date	12 months from date of receipt.



Western blot analysis of Lane 1: Rat Liver Tissue Lysate, Lane 2: Rat Kidney Tissue Lysate, Lane 3: HELA Whole Cell Lysate, Lane 4: NEURO Whole Cell Lysate, Lane 5: SMMC Whole Cell Lysate using FABP1 antibody

Biorbyt Ltd.

7 Signet Court, Swann Road
Cambridge
CB5 8LA
United Kingdom

Email: info@biorbyt.com, support@biorbyt.com

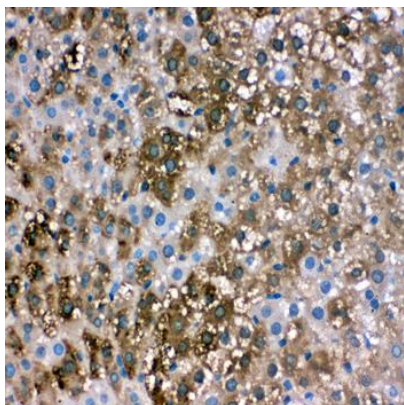
Phone: [+44 \(0\)1223 859353](tel:+44(0)1223859353) | Fax: [+1 \(415\) 651-8558](tel:+1(415)6518558)

Biorbyt LLC

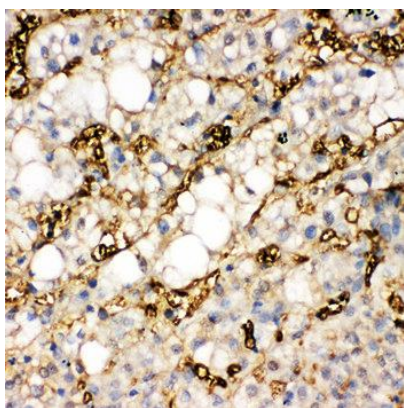
68 TW Alexander Drive
Research Triangle Park
Durham
NC 27713-2847
United States

Email: info@biorbyt.com, support@biorbyt.com

Phone: [+1 \(415\) 906-5211](tel:+1(415)9065211) | Fax: [+1 \(415\) 651-8558](tel:+1(415)6518558)



Immunohistochemical analysis of formalin-fixed paraffin embedded Rat Liver Tissue using FABP1 antibody



Immunohistochemical analysis of formalin-fixed paraffin embedded Human Liver Cancer Tissue using FABP1 antibody

Biorbyt Ltd.

7 Signet Court, Swann Road
Cambridge
CB5 8LA
United Kingdom

Email: info@biorbyt.com, support@biorbyt.com

Phone: [+44 \(0\)1223 859353](tel:+44(0)1223859353) | Fax: [+1 \(415\) 651-8558](tel:+1(415)651-8558)

Biorbyt LLC

68 TW Alexander Drive
Research Triangle Park
Durham
NC 27713-2847
United States

Email: info@biorbyt.com, support@biorbyt.com

Phone: [+1 \(415\) 906-5211](tel:+1(415)906-5211) | Fax: [+1 \(415\) 651-8558](tel:+1(415)651-8558)