

## Product Datasheet

# Cytokeratin 19 (KRT19) (Pancreatic Stem Cell Marker) Antibody - With BSA and Azide (orb1462278)

<b>Catalog Number</b>	orb1462278
<b>Category</b>	Antibodies
<b>Description</b>	Mouse monoclonal antibody to Cytokeratin 19 (KRT19) (Pancreatic Stem Cell Marker) - With BSA and Azide
<b>Clonality</b>	Monoclonal
<b>Species/Host</b>	Mouse
<b>Conjugation</b>	Unconjugated
<b>Reactivity</b>	Human, Mouse, Rat
<b>UniProt ID</b>	<b>P08727</b>
<b>Tested applications</b>	FC, IF, IHC
<b>Antibody Type</b>	Primary Antibody
<b>Clone Number</b>	KRT19/800
<b>Storage</b>	Maintain refrigerated at 2-8°C for up to 2 weeks. For long term storage store at -20°C in small aliquots to prevent freeze-thaw cycles
<b>Note</b>	For research use only
<b>Expiration Date</b>	12 months from date of receipt.

### Biorbyt Ltd.

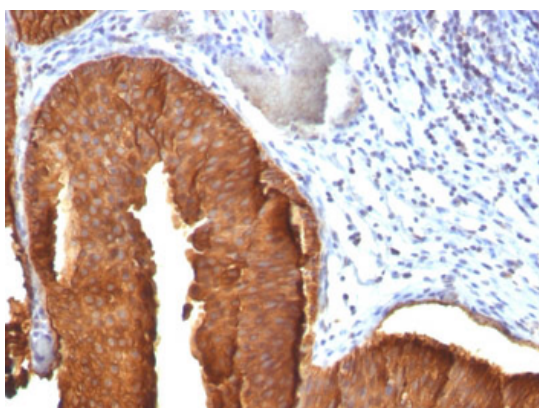
7 Signet Court, Swann Road  
Cambridge  
CB5 8LA  
United Kingdom

Email: [info@biorbyt.com](mailto:info@biorbyt.com), [support@biorbyt.com](mailto:support@biorbyt.com)  
Phone: [+44 \(0\)1223 859353](tel:+44(0)1223859353) | Fax: [+1 \(415\) 651-8558](tel:+1(415)651-8558)

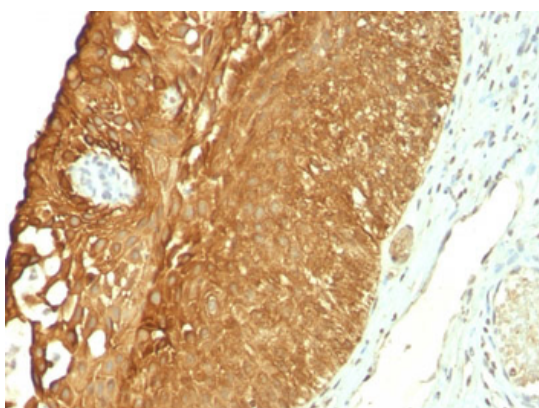
### Biorbyt LLC

68 TW Alexander Drive  
Research Triangle Park  
Durham  
NC 27713-2847  
United States

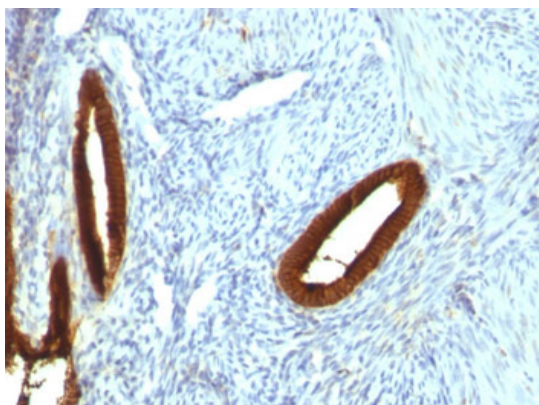
Email: [info@biorbyt.com](mailto:info@biorbyt.com), [support@biorbyt.com](mailto:support@biorbyt.com)  
Phone: [+1 \(415\) 906-5211](tel:+1(415)906-5211) | Fax: [+1 \(415\) 651-8558](tel:+1(415)651-8558)



Formalin-fixed, paraffin-embedded human Bladder Carcinoma stained with Cytokeratin 19 Monoclonal Antibody (KRT19/800)



Formalin-fixed, paraffin-embedded human Cervical Carcinoma stained with Cytokeratin 19 Monoclonal Antibody (KRT19/800)



Formalin-fixed, paraffin-embedded human Endometrial Carcinoma stained with Cytokeratin 19 Monoclonal Antibody (KRT19/800)

**Biorbyt Ltd.**

7 Signet Court, Swann Road  
Cambridge  
CB5 8LA  
United Kingdom

Email: [info@biorbyt.com](mailto:info@biorbyt.com), [support@biorbyt.com](mailto:support@biorbyt.com)

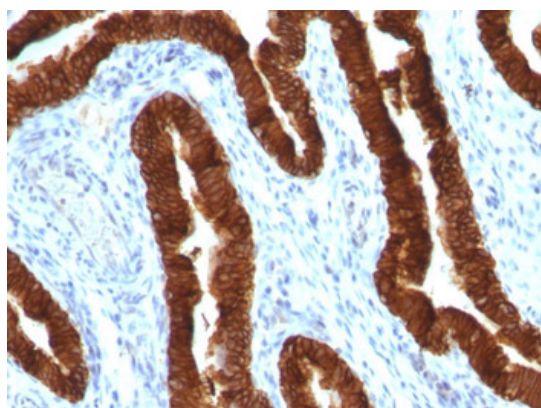
Phone: [+44 \(0\)1223 859353](tel:+44(0)1223859353) | Fax: [+1 \(415\) 651-8558](tel:+1(415)651-8558)

**Biorbyt LLC**

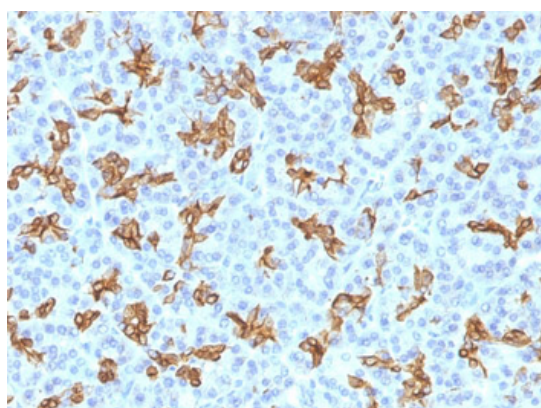
68 TW Alexander Drive  
Research Triangle Park  
Durham  
NC 27713-2847  
United States

Email: [info@biorbyt.com](mailto:info@biorbyt.com), [support@biorbyt.com](mailto:support@biorbyt.com)

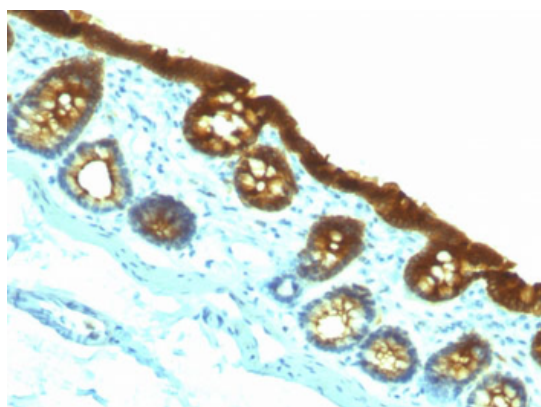
Phone: [+1 \(415\) 906-5211](tel:+1(415)906-5211) | Fax: [+1 \(415\) 651-8558](tel:+1(415)651-8558)



Formalin-fixed, paraffin-embedded human Ovarian Carcinoma stained with Cytokeratin 19 Monoclonal Antibody (KRT19/800)



Formalin-fixed, paraffin-embedded human Pancreas stained with Cytokeratin 19 Monoclonal Antibody (KRT19/800)



Formalin-fixed, paraffin-embedded Rat Colon stained with Cytokeratin 19 Monoclonal Antibody (KRT19/800)

**Biorbyt Ltd.**

7 Signet Court, Swann Road  
Cambridge  
CB5 8LA  
United Kingdom

Email: [info@biorbyt.com](mailto:info@biorbyt.com), [support@biorbyt.com](mailto:support@biorbyt.com)

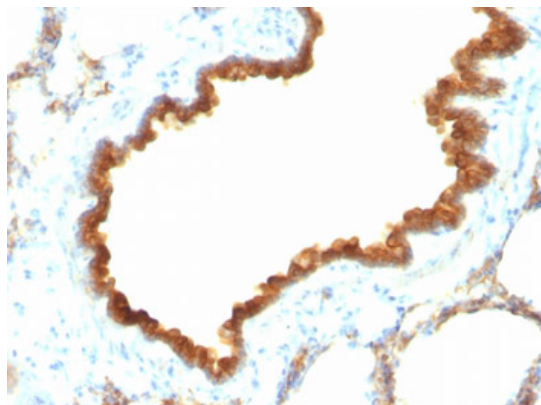
Phone: +44 (0)1223 859353 | Fax: +1 (415) 651-8558

**Biorbyt LLC**

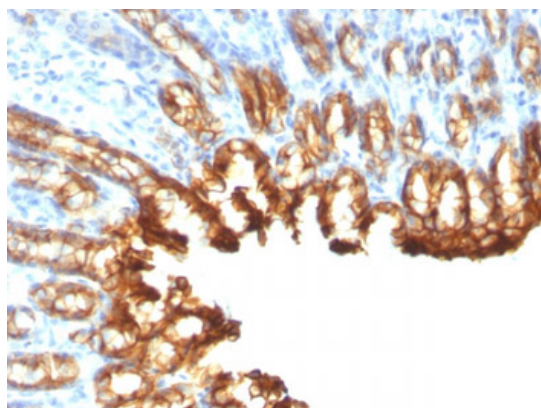
68 TW Alexander Drive  
Research Triangle Park  
Durham  
NC 27713-2847  
United States

Email: [info@biorbyt.com](mailto:info@biorbyt.com), [support@biorbyt.com](mailto:support@biorbyt.com)

Phone: +1 (415) 906-5211 | Fax: +1 (415) 651-8558



Formalin-fixed, paraffin-embedded Rat Lung stained with Cytokeratin 19 Monoclonal Antibody (KRT19/800)



Formalin-fixed, paraffin-embedded Rat Stomach stained with Cytokeratin 19 Monoclonal Antibody (KRT19/800)

**Biorbyt Ltd.**

7 Signet Court, Swann Road  
Cambridge  
CB5 8LA  
United Kingdom

Email: [info@biorbyt.com](mailto:info@biorbyt.com), [support@biorbyt.com](mailto:support@biorbyt.com)

Phone: [+44 \(0\)1223 859353](tel:+44(0)1223859353) | Fax: [+1 \(415\) 651-8558](tel:+1(415)651-8558)

**Biorbyt LLC**

68 TW Alexander Drive  
Research Triangle Park  
Durham  
NC 27713-2847  
United States

Email: [info@biorbyt.com](mailto:info@biorbyt.com), [support@biorbyt.com](mailto:support@biorbyt.com)

Phone: [+1 \(415\) 906-5211](tel:+1(415)906-5211) | Fax: [+1 \(415\) 651-8558](tel:+1(415)651-8558)