

## Product Datasheet

# Nucleolin (Marker of Human Cells) Antibody - With BSA and Azide (orb1462129)

<b>Catalog Number</b>	orb1462129
<b>Category</b>	Antibodies
<b>Description</b>	Mouse monoclonal antibody to Nucleolin (Marker of Human Cells) - With BSA and Azide
<b>Clonality</b>	Monoclonal
<b>Species/Host</b>	Mouse
<b>Conjugation</b>	Unconjugated
<b>Reactivity</b>	Human
<b>UniProt ID</b>	<b>P19338</b>
<b>Tested applications</b>	FC, IF, IHC, WB
<b>Antibody Type</b>	Primary Antibody
<b>Clone Number</b>	NCL/902
<b>Storage</b>	Maintain refrigerated at 2-8°C for up to 2 weeks. For long term storage store at -20°C in small aliquots to prevent freeze-thaw cycles
<b>Note</b>	For research use only
<b>Expiration Date</b>	12 months from date of receipt.

**Biorbyt Ltd.**

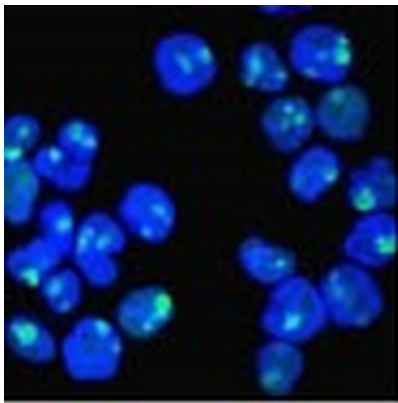
7 Signet Court, Swann Road  
Cambridge  
CB5 8LA  
United Kingdom

Email: [info@biorbyt.com](mailto:info@biorbyt.com), [support@biorbyt.com](mailto:support@biorbyt.com)  
Phone: [+44 \(0\)1223 859353](tel:+44(0)1223859353) | Fax: [+1 \(415\) 651-8558](tel:+1(415)651-8558)

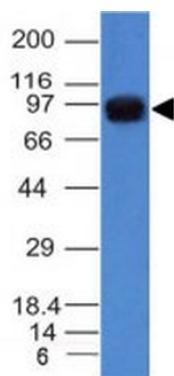
**Biorbyt LLC**

68 TW Alexander Drive  
Research Triangle Park  
Durham  
NC 27713  
United States

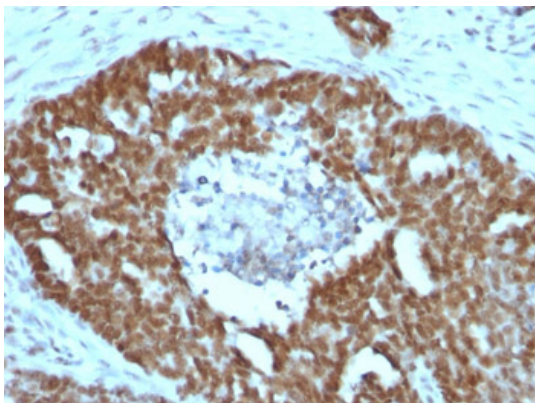
Email: [info@biorbyt.com](mailto:info@biorbyt.com), [support@biorbyt.com](mailto:support@biorbyt.com)  
Phone: [+1 \(415\) 906-5211](tel:+1(415)906-5211) | Fax: [+1 \(415\) 651-8558](tel:+1(415)651-8558)



Flow Cytometry of Human Nucleolin Ag on 293T Cells. Black: Cells alone; Grey: Isotype Control; Green: AF488-labeled Nucleolin Monoclonal Antibody (NCL/902).



Flow Cytometry of Human Nucleolin Ag on Jurkat Cells. Grey: Isotype Control; Green: FITC-labeled; Purple: APC-Labeled; Turquoise: AF700-Labeled Nucleolin Monoclonal Antibody (NCL/902).



Formalin-fixed, paraffin-embedded human Bladder carcinoma stained with Nucleolin Monoclonal Antibody (NCL/902).

**Biorbyt Ltd.**

7 Signet Court, Swann Road  
Cambridge  
CB5 8LA  
United Kingdom

Email: [info@biorbyt.com](mailto:info@biorbyt.com), [support@biorbyt.com](mailto:support@biorbyt.com)

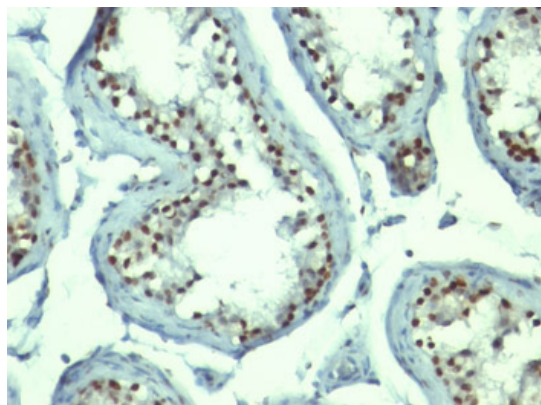
Phone: [+44 \(0\)1223 859353](tel:+44(0)1223859353) | Fax: [+1 \(415\) 651-8558](tel:+1(415)651-8558)

**Biorbyt LLC**

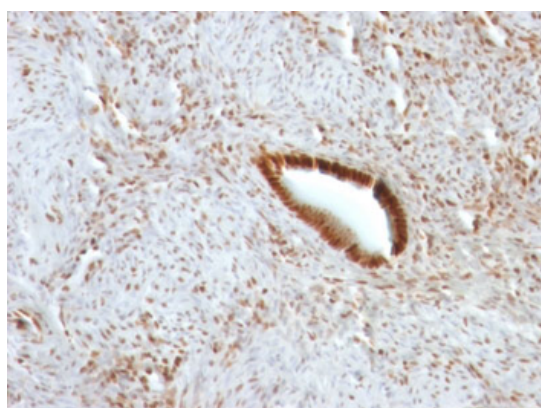
68 TW Alexander Drive  
Research Triangle Park  
Durham  
NC 27713  
United States

Email: [info@biorbyt.com](mailto:info@biorbyt.com), [support@biorbyt.com](mailto:support@biorbyt.com)

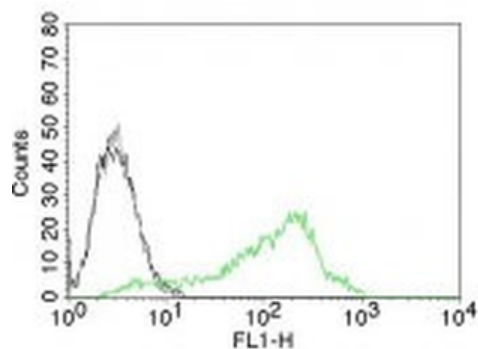
Phone: [+1 \(415\) 906-5211](tel:+1(415)906-5211) | Fax: [+1 \(415\) 651-8558](tel:+1(415)651-8558)



Formalin-fixed, paraffin-embedded human Ovarian Carcinoma stained with Nucleolin Monoclonal Antibody (NCL/902).



Formalin-fixed, paraffin-embedded human Skin stained with Nucleolin Monoclonal Antibody (NCL/902).



Formalin-fixed, paraffin-embedded human Testicular Carcinoma stained with Nucleolin Monoclonal Antibody (NCL/902).

**Biorbyt Ltd.**

7 Signet Court, Swann Road  
Cambridge  
CB5 8LA  
United Kingdom

Email: [info@biorbyt.com](mailto:info@biorbyt.com), [support@biorbyt.com](mailto:support@biorbyt.com)

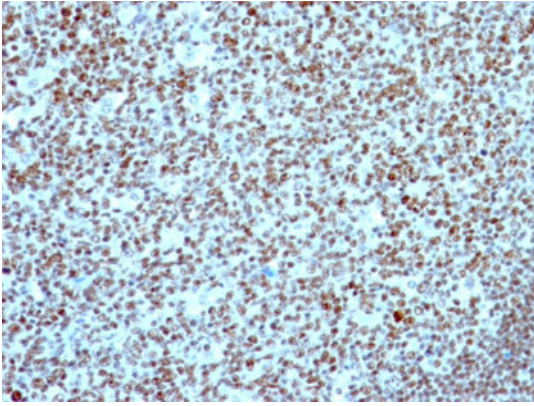
Phone: +44 (0)1223 859353 | Fax: +1 (415) 651-8558

**Biorbyt LLC**

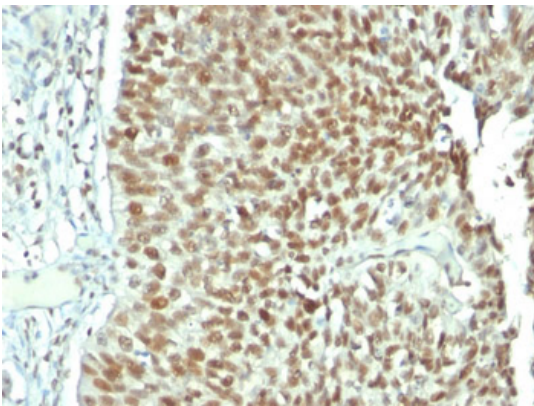
68 TW Alexander Drive  
Research Triangle Park  
Durham  
NC 27713  
United States

Email: [info@biorbyt.com](mailto:info@biorbyt.com), [support@biorbyt.com](mailto:support@biorbyt.com)

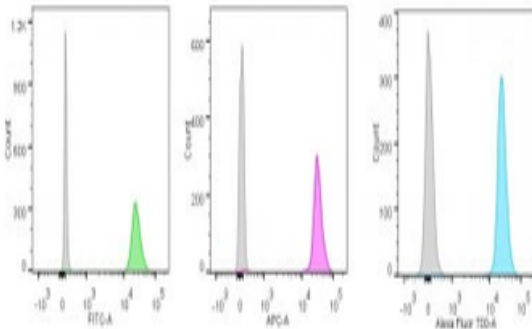
Phone: +1 (415) 906-5211 | Fax: +1 (415) 651-8558



Formalin-fixed, paraffin-embedded human Tonsil stained with Nucleolin Monoclonal Antibody (NCL/902).



Formalin-fixed, paraffin-embedded human Uterus stained with Nucleolin Monoclonal Antibody (NCL/902).



HeLa Cells stained with AF488 labeled Nucleolin Monoclonal Antibody (NCL/902) Green: AF488-labeled Ab. Blue: DAPI.

**Biorbyt Ltd.**

7 Signet Court, Swann Road  
Cambridge  
CB5 8LA  
United Kingdom

Email: [info@biorbyt.com](mailto:info@biorbyt.com), [support@biorbyt.com](mailto:support@biorbyt.com)

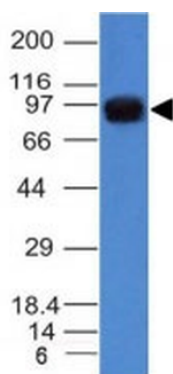
Phone: +44 (0)1223 859353 | Fax: +1 (415) 651-8558

**Biorbyt LLC**

68 TW Alexander Drive  
Research Triangle Park  
Durham  
NC 27713  
United States

Email: [info@biorbyt.com](mailto:info@biorbyt.com), [support@biorbyt.com](mailto:support@biorbyt.com)

Phone: +1 (415) 906-5211 | Fax: +1 (415) 651-8558



Western Blot of A431 Cell Lysate using Nucleolin Monoclonal Antibody (NCL/902)

**Biorbyt Ltd.**

7 Signet Court, Swann Road  
Cambridge  
CB5 8LA  
United Kingdom

Email: [info@biorbyt.com](mailto:info@biorbyt.com), [support@biorbyt.com](mailto:support@biorbyt.com)

Phone: [+44 \(0\)1223 859353](tel:+44(0)1223859353) | Fax: [+1 \(415\) 651-8558](tel:+1(415)651-8558)

**Biorbyt LLC**

68 TW Alexander Drive  
Research Triangle Park  
Durham  
NC 27713  
United States

Email: [info@biorbyt.com](mailto:info@biorbyt.com), [support@biorbyt.com](mailto:support@biorbyt.com)

Phone: [+1 \(415\) 906-5211](tel:+1(415)906-5211) | Fax: [+1 \(415\) 651-8558](tel:+1(415)651-8558)