

Product Datasheet

CD31 / PECAM-1 (Endothelial Cell Marker) Antibody - With BSA and Azide (orb1462079)

Catalog Number	orb1462079
Category	Antibodies
Description	Mouse monoclonal antibody to CD31 / PECAM-1 (Endothelial Cell Marker) - With BSA and Azide
Clonality	Monoclonal
Species/Host	Mouse
Conjugation	Unconjugated
Reactivity	Human, Rat
UniProt ID	P16284
Tested applications	FC, IF, IHC
Antibody Type	Primary Antibody
Clone Number	C31.10
Storage	Maintain refrigerated at 2-8°C for up to 2 weeks. For long term storage store at -20°C in small aliquots to prevent freeze-thaw cycles
Note	For research use only
Expiration Date	12 months from date of receipt.

Biorbyt Ltd.

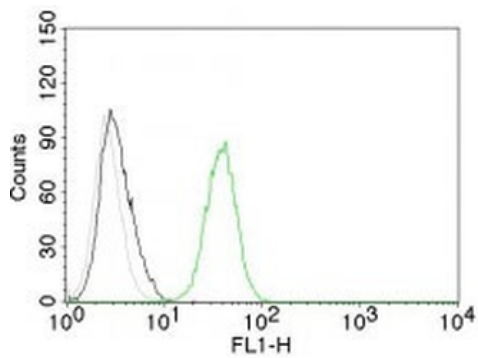
7 Signet Court, Swann Road
Cambridge
CB5 8LA
United Kingdom

Email: info@biorbyt.com, support@biorbyt.com
Phone: [+44 \(0\)1223 859353](tel:+44(0)1223859353) | Fax: [+1 \(415\) 651-8558](tel:+1(415)651-8558)

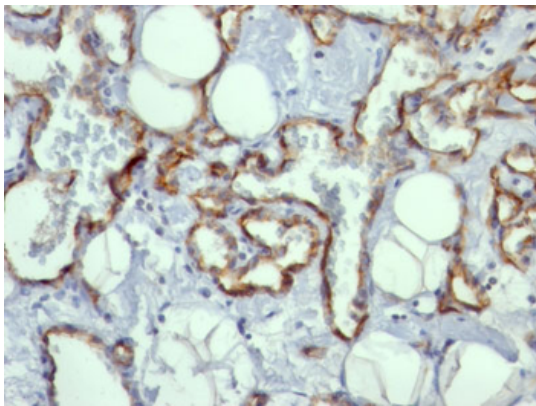
Biorbyt LLC

68 TW Alexander Drive
Research Triangle Park
Durham
NC 27713-2847
United States

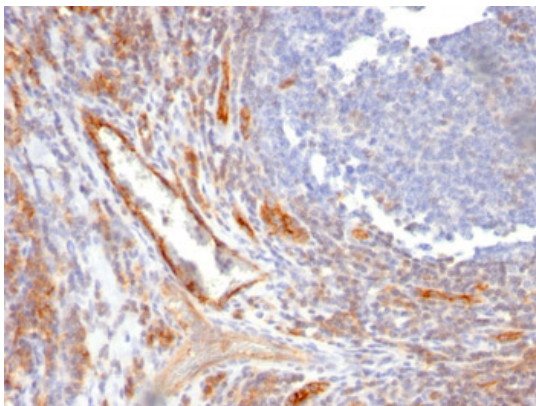
Email: info@biorbyt.com, support@biorbyt.com
Phone: [+1 \(415\) 906-5211](tel:+1(415)906-5211) | Fax: [+1 \(415\) 651-8558](tel:+1(415)651-8558)



Flow Cytometry of human CD31 on Jurkat Cells. Black: Cells alone; Grey: Isotype Control; Green: AF488-labeled CD31 Monoclonal Antibody (C31.10).



Formalin-fixed, paraffin-embedded human Angiosarcoma stained with CD31 Monoclonal Antibody (C31.10).



Formalin-fixed, paraffin-embedded human Tonsil stained with CD31 Monoclonal Antibody (C31.10).

Biorbyt Ltd.

7 Signet Court, Swann Road
Cambridge
CB5 8LA
United Kingdom

Email: info@biorbyt.com, support@biorbyt.com

Phone: [+44 \(0\)1223 859353](tel:+44(0)1223859353) | Fax: [+1 \(415\) 651-8558](tel:+1(415)651-8558)

Biorbyt LLC

68 TW Alexander Drive
Research Triangle Park
Durham
NC 27713-2847
United States

Email: info@biorbyt.com, support@biorbyt.com

Phone: [+1 \(415\) 906-5211](tel:+1(415)906-5211) | Fax: [+1 \(415\) 651-8558](tel:+1(415)651-8558)