

Product Datasheet

Cytokeratin, pan (Epithelial Marker) Antibody - With BSA and Azide (orb1461564)

Catalog Number	orb1461564
Category	Antibodies
Description	Mouse monoclonal antibody to Cytokeratin, pan (Epithelial Marker) - With BSA and Azide
Clonality	Monoclonal
Species/Host	Mouse
Conjugation	Unconjugated
Reactivity	Human, Rat
UniProt ID	Q7Z794
Tested applications	FC, IF, IHC-P
Antibody Type	Primary Antibody
Clone Number	KRTL/1077 + KRTH/1076
Storage	Maintain refrigerated at 2-8°C for up to 2 weeks. For long term storage store at -20°C in small aliquots to prevent freeze-thaw cycles
Note	For research use only
Expiration Date	12 months from date of receipt.

Biorbyt Ltd.

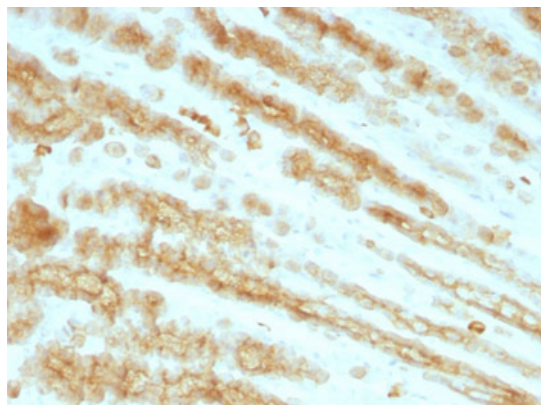
7 Signet Court, Swann Road
Cambridge
CB5 8LA
United Kingdom

Email: info@biorbyt.com, support@biorbyt.com
Phone: [+44 \(0\)1223 859353](tel:+44(0)1223859353) | Fax: [+1 \(415\) 651-8558](tel:+1(415)651-8558)

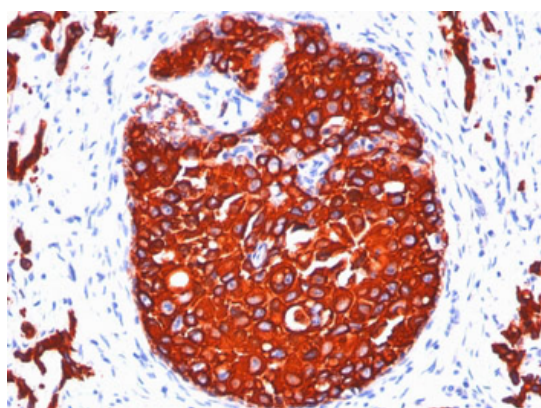
Biorbyt LLC

68 TW Alexander Drive
Research Triangle Park
Durham
NC 27713-2847
United States

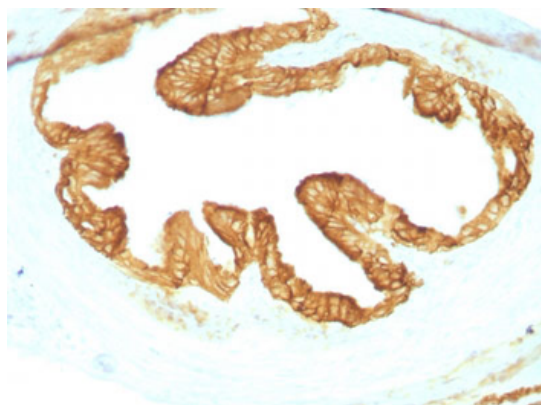
Email: info@biorbyt.com, support@biorbyt.com
Phone: [+1 \(415\) 906-5211](tel:+1(415)906-5211) | Fax: [+1 \(415\) 651-8558](tel:+1(415)651-8558)



Formalin paraffin Rat Stomach stained with Cytokeratin, pan Monoclonal Antibody cocktail (KRTL/1077 + KRTH/1076).



Formalin-fixed, paraffin-embedded human Breast Carcinoma stained with Cytokeratin, pan Monoclonal Antibody cocktail (KRTL/1077 + KRTH/1076).



Formalin-fixed, paraffin-embedded Rat Oviduct with Cytokeratin, pan Monoclonal Antibody cocktail (KRTL/1077 + KRTH/1076).

Biorbyt Ltd.

7 Signet Court, Swann Road
Cambridge
CB5 8LA
United Kingdom

Email: info@biorbyt.com, support@biorbyt.com

Phone: +44 (0)1223 859353 | Fax: +1 (415) 651-8558

Biorbyt LLC

68 TW Alexander Drive
Research Triangle Park
Durham
NC 27713-2847
United States

Email: info@biorbyt.com, support@biorbyt.com

Phone: +1 (415) 906-5211 | Fax: +1 (415) 651-8558