

## Product Datasheet

### CDH1 Antibody (orb1410437)

<b>Catalog Number</b>	orb1410437
<b>Category</b>	Antibodies
<b>Description</b>	Rabbit monoclonal antibody to E-Cadherin
<b>Target</b>	CDH1
<b>Clonality</b>	Monoclonal
<b>Species/Host</b>	Rabbit
<b>Isotype</b>	IgG
<b>Conjugation</b>	Unconjugated
<b>Reactivity</b>	Human
<b>Form/Appearance</b>	200ug/ml of Ab purified from Bioreactor Concentrate by Protein A/G. Prepared in 10mM PBS with 0.05% rAlbumin & 0.05% azide. Also available WITHOUT rAlbumin & azide at 1.0mg/ml.
<b>Immunogen</b>	Synthetic peptide corresponding to E-Cadherin residues within aa600-700 of E-cadherin
<b>UniProt ID</b>	<b>P12830</b>
<b>MW</b>	120-80kDa (Mature); 135kDa (Precursor)
<b>Tested applications</b>	IHC, WB
<b>Specificity</b>	Non-neural epithelial tissues.
<b>Antibody Type</b>	Recombinant Antibody

#### Biorbyt Ltd.

7 Signet Court, Swann Road  
Cambridge  
CB5 8LA  
United Kingdom

Email: [info@biorbyt.com](mailto:info@biorbyt.com), [support@biorbyt.com](mailto:support@biorbyt.com)

Phone: [+44 \(0\)1223 859353](tel:+44(0)1223859353) | Fax: [+1 \(415\) 651-8558](tel:+1(415)651-8558)

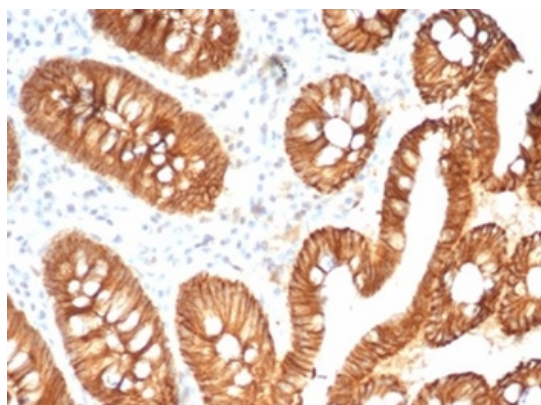
#### Biorbyt LLC

68 TW Alexander Drive  
Research Triangle Park  
Durham  
NC 27713  
United States

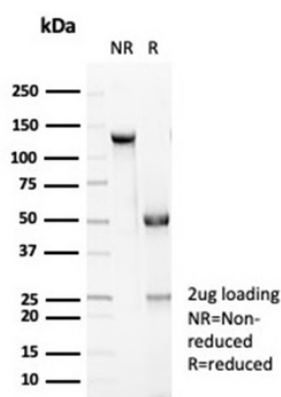
Email: [info@biorbyt.com](mailto:info@biorbyt.com), [support@biorbyt.com](mailto:support@biorbyt.com)

Phone: [+1 \(415\) 906-5211](tel:+1(415)906-5211) | Fax: [+1 \(415\) 651-8558](tel:+1(415)651-8558)

<b>Clone Number</b>	CDH1/7034R
<b>Expression System</b>	HEK293 cells
<b>Storage</b>	Maintain refrigerated at 2-8°C for up to 2 weeks. For long term storage store at -20°C in small aliquots to prevent freeze-thaw cycles.
<b>Note</b>	For research use only
<b>Expiration Date</b>	12 months from date of receipt.



Formalin-fixed, paraffin-embedded human colon stained with E-Cadherin Rabbit Recombinant Monoclonal Antibody (CDH1/7034R). HIER: Tris/EDTA, pH9.0, 45 min. 2°C: HRP-polymer, 30 min. DAB, 5 min.



SDS-PAGE Analysis of Purified E-Cadherin Rabbit Recombinant Monoclonal Antibody (CDH1/7034R). Confirmation of Purity and Integrity of Antibody.

**Biorbyt Ltd.**

7 Signet Court, Swann Road  
Cambridge  
CB5 8LA  
United Kingdom

Email: [info@biorbyt.com](mailto:info@biorbyt.com), [support@biorbyt.com](mailto:support@biorbyt.com)


Phone: +44 (0)1223 859353 | Fax: +1 (415) 651-8558

**Biorbyt LLC**

68 TW Alexander Drive  
Research Triangle Park  
Durham  
NC 27713  
United States

Email: [info@biorbyt.com](mailto:info@biorbyt.com), [support@biorbyt.com](mailto:support@biorbyt.com)

Phone: +1 (415) 906-5211 | Fax: +1 (415) 651-8558



Western Blot Analysis of human placenta tissue lysate using CDH1 Recombinant Rabbit Monoclonal Antibody (CDH1/7034R).

**Biorbyt Ltd.**

7 Signet Court, Swann Road  
Cambridge  
CB5 8LA  
United Kingdom

Email: [info@biorbyt.com](mailto:info@biorbyt.com), [support@biorbyt.com](mailto:support@biorbyt.com)

Phone: [+44 \(0\)1223 859353](tel:+44(0)1223859353) | Fax: [+1 \(415\) 651-8558](tel:+1(415)651-8558)

**Biorbyt LLC**

68 TW Alexander Drive  
Research Triangle Park  
Durham  
NC 27713  
United States

Email: [info@biorbyt.com](mailto:info@biorbyt.com), [support@biorbyt.com](mailto:support@biorbyt.com)

Phone: [+1 \(415\) 906-5211](tel:+1(415)906-5211) | Fax: [+1 \(415\) 651-8558](tel:+1(415)651-8558)