

Product Datasheet

SPARC Antibody (orb1410184)

Catalog Number	orb1410184
Category	Antibodies
Description	Mouse monoclonal antibody to SPARC
Target	SPARC
Clonality	Monoclonal
Species/Host	Mouse
Isotype	IgG1
Conjugation	Unconjugated
Reactivity	Human
Form/Appearance	200ug/ml of Ab purified from Bioreactor Concentrate by Protein A/G. Prepared in 10mM PBS with 0.05% rAlbumin & 0.05% azide. Also available WITHOUT rAlbumin & azide at 1.0mg/ml.
Purification	Protein G
Immunogen	Recombinant fragment (around aa1-200) of human SPARC protein (exact sequence is proprietary)
UniProt ID	P09486
MW	38kDa
Tested applications	IHC, WB
Clone Number	OSTN/3933

Biorbyt Ltd.

7 Signet Court, Swann Road
Cambridge
CB5 8LA
United Kingdom

Email: info@biorbyt.com, support@biorbyt.com

Phone: [+44 \(0\)1223 859353](tel:+44(0)1223859353) | Fax: [+1 \(415\) 651-8558](tel:+1(415)651-8558)

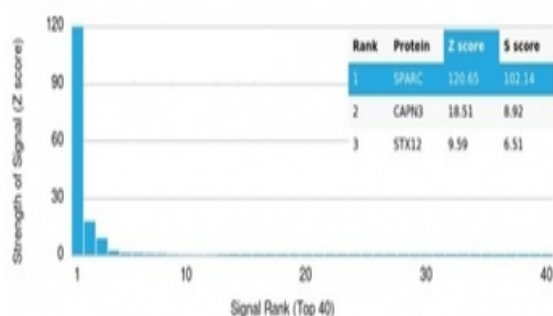
Biorbyt LLC

68 TW Alexander Drive
Research Triangle Park
Durham
NC 27713
United States

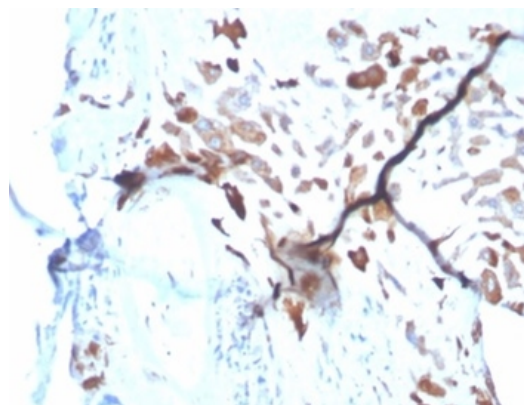
Email: info@biorbyt.com, support@biorbyt.com

Phone: [+1 \(415\) 906-5211](tel:+1(415)906-5211) | Fax: [+1 \(415\) 651-8558](tel:+1(415)651-8558)

Expression System	Bioreactor
Storage	Maintain refrigerated at 2-8°C for up to 2 weeks. For long term storage store at -20°C in small aliquots to prevent freeze-thaw cycles.
Note	For research use only
Expiration Date	12 months from date of receipt.



Analysis of Protein Array containing more than 19000 full-length human proteins using SPARC / Osteonectin Mouse Monoclonal Antibody (OSTN/3933). Z- and S- Score: The Z-score represents the strength of a signal that a monoclonal antibody (MAb) (in combination with a fluorescently-tagged anti-IgG secondary antibody) produces when binding to a particular protein on the HuProt™ array. Z-scores are described in units of standard deviations (SD's) above the mean value of all signals generated on that array. If targets on HuProt™ are arranged in descending order of the Z-score, the S-score is the difference (also in units of SD's) between the Z-score. S-score therefore represents the relative target specificity of a MAb to its intended target. A MAb is considered to specific to its intended target, if the MAb has an S-score of at least 2.5. For example, if a MAb binds to protein X with a Z-score of 43 and to protein Y with a Z-score of 14, then the S-score for the binding of that MAb to protein X is equal to 29.



Formalin-fixed, paraffin-embedded human placenta stained with SPARC / Osteonectin Mouse Monoclonal Antibody (OSTN/3933). HIER: Tris/EDTA, pH9.0, 45 min. 2°C: HRP-polymer, 30 min. DAB, 5 min.

Biorbyt Ltd.

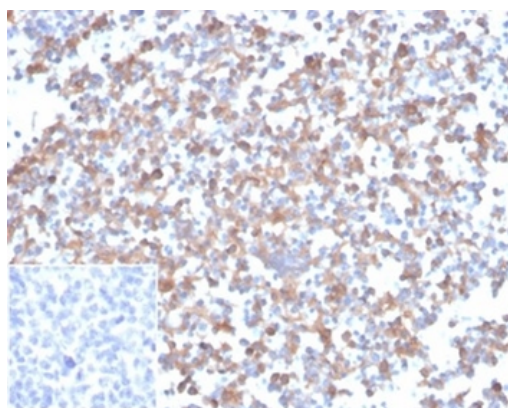
7 Signet Court, Swann Road
Cambridge
CB5 8LA
United Kingdom

Email: info@biorbyt.com, support@biorbyt.com
Phone: +44 (0)1223 859353 | Fax: +1 (415) 651-8558

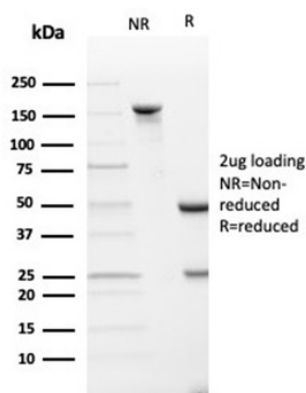
Biorbyt LLC

68 TW Alexander Drive
Research Triangle Park
Durham
NC 27713
United States

Email: info@biorbyt.com, support@biorbyt.com
Phone: +1 (415) 906-5211 | Fax: +1 (415) 651-8558



Formalin-fixed, paraffin-embedded human tonsil stained with SPARC / Osteonectin Mouse Monoclonal Antibody (OSTN/3933). Inset: PBS instead of primary antibody; secondary only negative control.



SDS-PAGE Analysis of Purified SPARC / Osteonectin Mouse Monoclonal Antibody (OSTN/3933). Confirmation of Purity and Integrity of Antibody.

Biorbyt Ltd.

7 Signet Court, Swann Road
Cambridge
CB5 8LA
United Kingdom

Email: info@biorbyt.com, support@biorbyt.com

Phone: +44 (0)1223 859353 | Fax: +1 (415) 651-8558

Biorbyt LLC

68 TW Alexander Drive
Research Triangle Park
Durham
NC 27713
United States

Email: info@biorbyt.com, support@biorbyt.com

Phone: +1 (415) 906-5211 | Fax: +1 (415) 651-8558