

Product Datasheet

VIM Antibody (orb1410157)

Catalog Number	orb1410157
Category	Antibodies
Description	Mouse monoclonal antibody to Vimentin (Mesenchymal Cell Marker)
Target	VIM
Clonality	Monoclonal
Species/Host	Mouse
Isotype	IgG1
Conjugation	Unconjugated
Reactivity	Human
Form/Appearance	200ug/ml of Ab purified from Bioreactor Concentrate by Protein A/G. Prepared in 10mM PBS with 0.05% rAlbumin & 0.05% azide. Also available WITHOUT rAlbumin & azide at 1.0mg/ml.
Immunogen	Recombinant fragment (around aa366-466) of human Vimentin protein (exact sequence is proprietary)
UniProt ID	P08670
MW	57-60kDa
Tested applications	IHC
Specificity	Highly expressed in fibroblasts, some expression in T- and B-lymphocytes, and little or no expression in Burkitt's lymphoma cell lines. Expressed in many hormone-independent mammary carcinoma cell lines.

Biorbyt Ltd.

7 Signet Court, Swann Road
Cambridge
CB5 8LA
United Kingdom

Email: info@biorbyt.com, support@biorbyt.com

Phone: [+44 \(0\)1223 859353](tel:+44(0)1223859353) | Fax: [+1 \(415\) 651-8558](tel:+1(415)651-8558)


Biorbyt LLC

68 TW Alexander Drive
Research Triangle Park
Durham
NC 27713-2847
United States


Email: info@biorbyt.com, support@biorbyt.com

Phone: [+1 \(415\) 906-5211](tel:+1(415)906-5211) | Fax: [+1 \(415\) 651-8558](tel:+1(415)651-8558)

Antibody Type	Recombinant Antibody
Clone Number	rVIM/6914
Expression System	HEK293 cells
Storage	Maintain refrigerated at 2-8°C for up to 2 weeks. For long term storage store at -20°C in small aliquots to prevent freeze-thaw cycles.
Note	For research use only
Expiration Date	12 months from date of receipt.



WB analysis of orb1410157.



WB analysis of orb1410157.

Biorbyt Ltd.

7 Signet Court, Swann Road
Cambridge
CB5 8LA
United Kingdom

Email: info@biorbyt.com, support@biorbyt.com

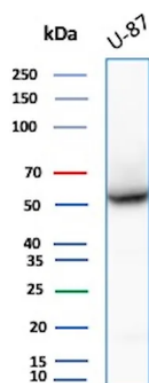
Phone: +44 (0)1223 859353 | Fax: +1 (415) 651-8558

Biorbyt LLC

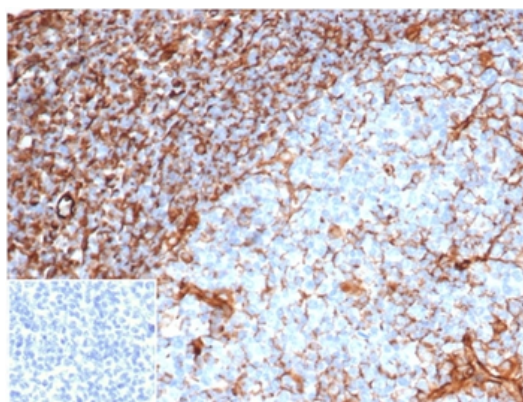
68 TW Alexander Drive
Research Triangle Park
Durham
NC 27713-2847
United States

Email: info@biorbyt.com, support@biorbyt.com

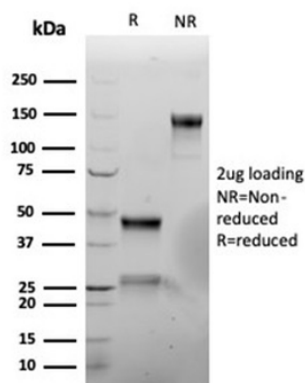
Phone: +1 (415) 906-5211 | Fax: +1 (415) 651-8558



WB analysis of orb1410157.



Formalin-fixed, paraffin-embedded human tonsil stained with Vimentin Mouse Recombinant Monoclonal Antibody (rVIM/6914). Inset: PBS instead of primary, secondary antibody control.



SDS-PAGE Analysis of Purified Vimentin Mouse Recombinant Monoclonal Antibody (rVIM/6914). Confirmation of Purity and Integrity of Antibody.

Biorbyt Ltd.

7 Signet Court, Swann Road
Cambridge
CB5 8LA
United Kingdom

Email: info@biorbyt.com, support@biorbyt.com

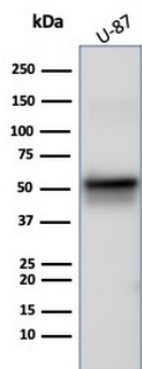
Phone: +44 (0)1223 859353 | Fax: +1 (415) 651-8558

Biorbyt LLC


68 TW Alexander Drive
Research Triangle Park
Durham
NC 27713-2847
United States

Email: info@biorbyt.com, support@biorbyt.com

Phone: +1 (415) 906-5211 | Fax: +1 (415) 651-8558



Western blot analysis of human U-87 cell lysate using Vimentin Mouse Recombinant Monoclonal Antibody (rVIM/6914).



Western Blot Analysis of U87 lysate using Vimentin Mouse Recombinant Monoclonal Antibody (rVIM/6914).

Biorbyt Ltd.

7 Signet Court, Swann Road
Cambridge
CB5 8LA
United Kingdom

Email: info@biorbyt.com, support@biorbyt.com

Phone: +44 (0)1223 859353 | Fax: +1 (415) 651-8558

Biorbyt LLC

68 TW Alexander Drive
Research Triangle Park
Durham
NC 27713-2847
United States

Email: info@biorbyt.com, support@biorbyt.com

Phone: +1 (415) 906-5211 | Fax: +1 (415) 651-8558