

Product Datasheet

CD163 Rabbit Polyclonal Antibody (FITC) (orb13881)

Catalog Number	orb13881
Category	Antibodies
Description	CD163 Rabbit Polyclonal Antibody (FITC)
Target	CD163 (FITC)
Clonality	Polyclonal
Species/Host	Rabbit
Isotype	IgG
Conjugation	FITC
Form/Appearance	0.5 mg/ml in buffer 1*PBS; or 0.2 mg/ml in PBS based buffer containing 30% glycerol and 0.1% sodium
Concentration	batch dependent
Purity	Polyclonal antibodies are purified by peptide affinity chromatography
Immunogen	Synthetic peptide (please contact us for details)
UniProt ID	D3Z9U2, Q86VB7, Q2VLH6
Tested applications	ICC, IF
Dilution range	IF/ICC: 1:50-100
Storage	Store at 4°C for up to two weeks. For long term storage, aliquot and store at -20°C, avoid freeze/thaw cycles.

Biorbyt Ltd.

7 Signet Court, Swann Road
Cambridge
CB5 8LA
United Kingdom

Email: info@biorbyt.com, support@biorbyt.com

Phone: [+44 \(0\)1223 859353](tel:+44(0)1223859353) | Fax: [+1 \(415\) 651-8558](tel:+1(415)651-8558)

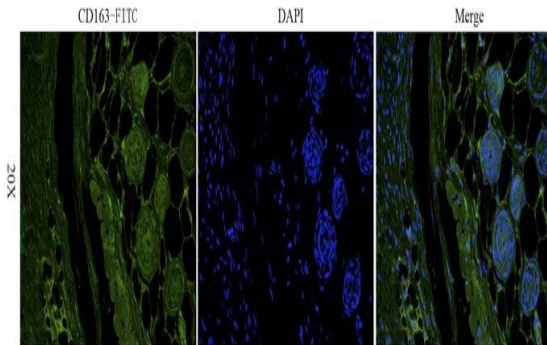
Biorbyt LLC

68 TW Alexander Drive
Research Triangle Park
Durham
NC 27713
United States

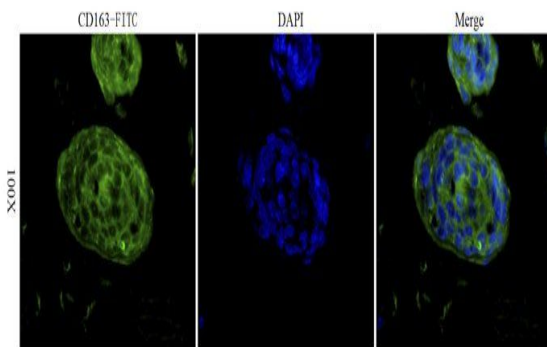
Email: info@biorbyt.com, support@biorbyt.com

Phone: [+1 \(415\) 906-5211](tel:+1(415)906-5211) | Fax: [+1 \(415\) 651-8558](tel:+1(415)651-8558)

Note	For research use only
Entrez	9332
NCBI	NP_004235.41, NM_004244.5, NP_004235.4, NM_004244.51
Expiration Date	12 months from date of receipt.



IF analysis of mouse skin tissue using CD163 antibody (dilution of primary antibody at 1:100)



Immunofluorescence analysis of mouse skin tissue using CD163 antibody (dilution of primary antibody - 1:50)

Biorbyt Ltd.

7 Signet Court, Swann Road
Cambridge
CB5 8LA
United Kingdom

Email: info@biorbyt.com, support@biorbyt.com

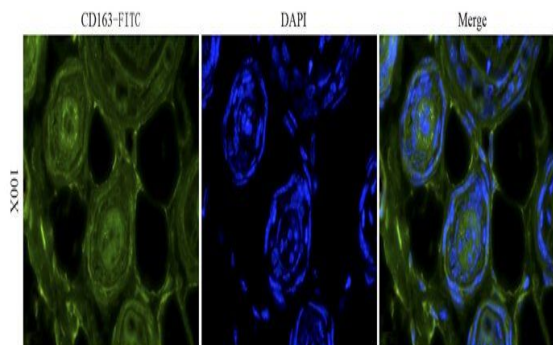
Phone: [+44 \(0\)1223 859353](tel:+44(0)1223859353) | Fax: [+1 \(415\) 651-8558](tel:+1(415)651-8558)

Biorbyt LLC

68 TW Alexander Drive
Research Triangle Park
Durham
NC 27713
United States

Email: info@biorbyt.com, support@biorbyt.com

Phone: [+1 \(415\) 906-5211](tel:+1(415)906-5211) | Fax: [+1 \(415\) 651-8558](tel:+1(415)651-8558)



Immunofluorescence image of mouse skin tissue using anti-CD163 (dilution at 1:100)

Biorbyt Ltd.

7 Signet Court, Swann Road
Cambridge
CB5 8LA
United Kingdom

Email: info@biorbyt.com, support@biorbyt.com
Phone: [+44 \(0\)1223 859353](tel:+44(0)1223859353) | Fax: [+1 \(415\) 651-8558](tel:+1(415)651-8558)

Biorbyt LLC

68 TW Alexander Drive
Research Triangle Park
Durham
NC 27713
United States

Email: info@biorbyt.com, support@biorbyt.com
Phone: [+1 \(415\) 906-5211](tel:+1(415)906-5211) | Fax: [+1 \(415\) 651-8558](tel:+1(415)651-8558)