

## Product Datasheet

### CST3 Antibody (orb1335109)

<b>Catalog Number</b>	orb1335109
<b>Category</b>	Antibodies
<b>Description</b>	CST3 Antibody
<b>Target</b>	CST3
<b>Clonality</b>	Monoclonal
<b>Species/Host</b>	Mouse
<b>Isotype</b>	IgG1
<b>Conjugation</b>	Unconjugated
<b>Reactivity</b>	Human
<b>Buffer/Preservatives</b>	Lyophilized powder (original buffer 1X PBS, pH 7.3, 8% trehalose)
<b>Purification</b>	Purified from mouse ascites fluids or tissue culture supernatant by affinity chromatography (protein A/G)
<b>Immunogen</b>	Full length human recombinant protein of human CST3(NP_000090) produced in HEK293T cell.
<b>Tested applications</b>	IHC, WB
<b>Dilution range</b>	WB 1:2000, IHC 1:150
<b>Clone Number</b>	BQVK4E0
<b>Storage</b>	Maintain refrigerated at 2-8°C for up to 2 weeks. For long term storage store at -20°C in small aliquots to prevent freeze-thaw cycles.

**Biorbyt Ltd.**

7 Signet Court, Swann Road  
Cambridge  
CB5 8LA  
United Kingdom

Email: [info@biorbyt.com](mailto:info@biorbyt.com), [support@biorbyt.com](mailto:support@biorbyt.com)

Phone: [+44 \(0\)1223 859353](tel:+44(0)1223859353) | Fax: [+1 \(415\) 651-8558](tel:+1(415)651-8558)

**Biorbyt LLC**


68 TW Alexander Drive  
Research Triangle Park  
Durham  
NC 27713  
United States

Email: [info@biorbyt.com](mailto:info@biorbyt.com), [support@biorbyt.com](mailto:support@biorbyt.com)


Phone: [+1 \(415\) 906-5211](tel:+1(415)906-5211) | Fax: [+1 \(415\) 651-8558](tel:+1(415)651-8558)

**Note** For research use only


**Expiration Date** 12 months from date of receipt.



Western blot analysis of extracts (35ug) from human plasma by using anti-CST3 monoclonal antibody (1:500).



Western blot analysis of extracts (35ug) from 3 different cell lines by using anti-CST3 monoclonal antibody (1:500).



Western blot analysis of extracts (10ug) from 3 different cell lines by using anti-CST3 monoclonal antibody (1:200).

**Biorbyt Ltd.**

7 Signet Court, Swann Road  
Cambridge  
CB5 8LA  
United Kingdom

Email: [info@biorbyt.com](mailto:info@biorbyt.com), [support@biorbyt.com](mailto:support@biorbyt.com)

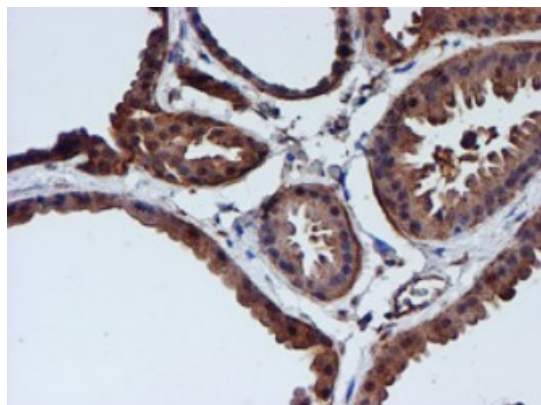
Phone: +44 (0)1223 859353 | Fax: +1 (415) 651-8558

**Biorbyt LLC**

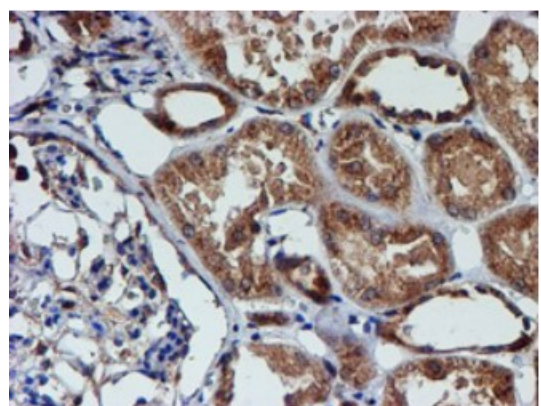
68 TW Alexander Drive  
Research Triangle Park  
Durham  
NC 27713  
United States

Email: [info@biorbyt.com](mailto:info@biorbyt.com), [support@biorbyt.com](mailto:support@biorbyt.com)

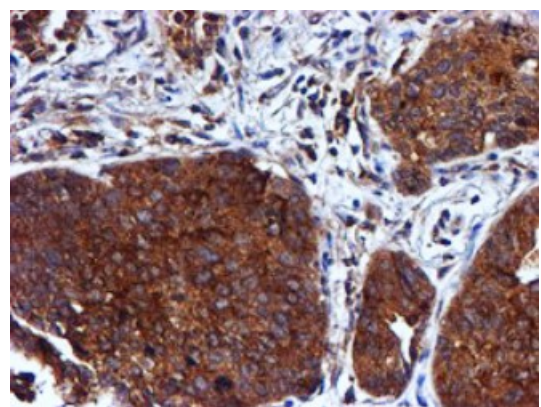
Phone: +1 (415) 906-5211 | Fax: +1 (415) 651-8558



Immunohistochemical staining of paraffin-embedded Human breast tissue within the normal limits using anti-CST3 mouse monoclonal antibody. (Heat-induced epitope retrieval by 10mM citric buffer, pH6.0, 100°C for 10min) (1:150)



Immunohistochemical staining of paraffin-embedded Human Kidney tissue within the normal limits using anti-CST3 mouse monoclonal antibody. (Heat-induced epitope retrieval by 10mM citric buffer, pH6.0, 100°C for 10min) (1:150)



Immunohistochemical staining of paraffin-embedded Carcinoma of Human lung tissue using anti-CST3 mouse monoclonal antibody. (Heat-induced epitope retrieval by 10mM citric buffer, pH6.0, 100°C for 10min) (1:150)

**Biorbyt Ltd.**

7 Signet Court, Swann Road  
Cambridge  
CB5 8LA  
United Kingdom

Email: [info@biorbyt.com](mailto:info@biorbyt.com), [support@biorbyt.com](mailto:support@biorbyt.com)

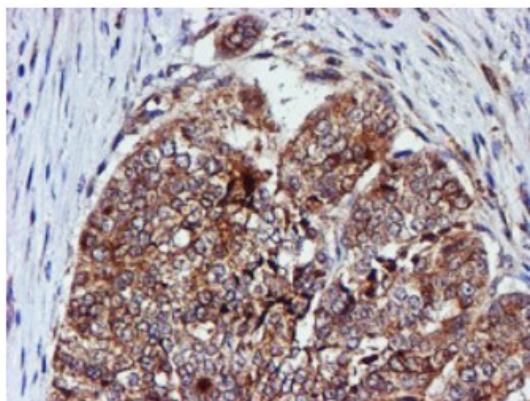
Phone: [+44 \(0\)1223 859353](tel:+44(0)1223859353) | Fax: [+1 \(415\) 651-8558](tel:+1(415)651-8558)

**Biorbyt LLC**

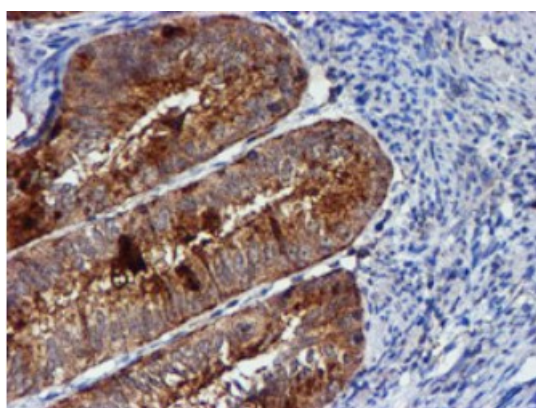
68 TW Alexander Drive  
Research Triangle Park  
Durham  
NC 27713  
United States

Email: [info@biorbyt.com](mailto:info@biorbyt.com), [support@biorbyt.com](mailto:support@biorbyt.com)

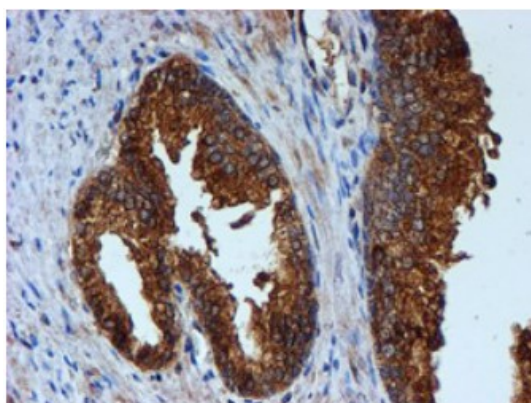
Phone: [+1 \(415\) 906-5211](tel:+1(415)906-5211) | Fax: [+1 \(415\) 651-8558](tel:+1(415)651-8558)



Immunohistochemical staining of paraffin-embedded Adenocarcinoma of Human ovary tissue using anti-CST3 mouse monoclonal antibody. (Heat-induced epitope retrieval by 10mM citric buffer, pH6.0, 100°C for 10min) (1:150)



Immunohistochemical staining of paraffin-embedded Adenocarcinoma of Human endometrium tissue using anti-CST3 mouse monoclonal antibody. (Heat-induced epitope retrieval by 10mM citric buffer, pH6.0, 100°C for 10min)(1:150)



Immunohistochemical staining of paraffin-embedded Human prostate tissue within the normal limits using anti-CST3 mouse monoclonal antibody. (Heat-induced epitope retrieval by 10mM citric buffer, pH6.0, 100°C for 10min) (1:150)

**Biorbyt Ltd.**

7 Signet Court, Swann Road  
Cambridge  
CB5 8LA  
United Kingdom

Email: [info@biorbyt.com](mailto:info@biorbyt.com), [support@biorbyt.com](mailto:support@biorbyt.com)

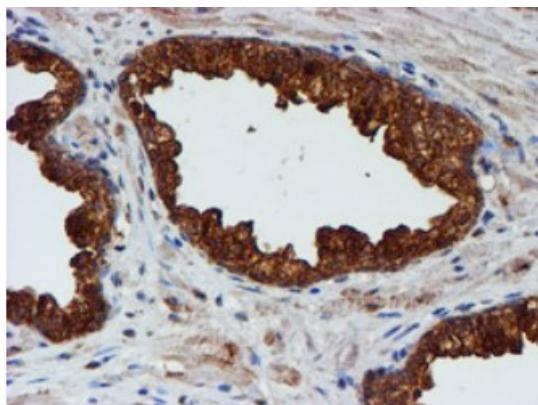
Phone: [+44 \(0\)1223 859353](tel:+44(0)1223859353) | Fax: [+1 \(415\) 651-8558](tel:+1(415)651-8558)

**Biorbyt LLC**

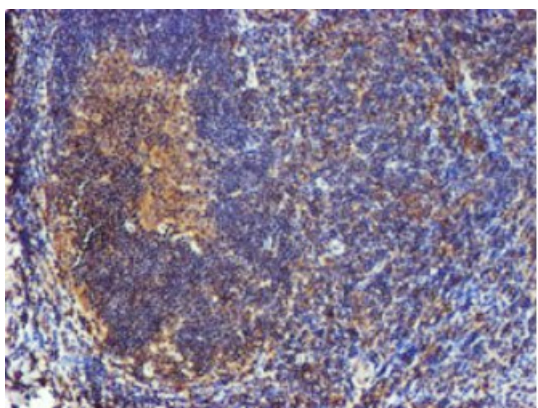
68 TW Alexander Drive  
Research Triangle Park  
Durham  
NC 27713  
United States

Email: [info@biorbyt.com](mailto:info@biorbyt.com), [support@biorbyt.com](mailto:support@biorbyt.com)


Phone: [+1 \(415\) 906-5211](tel:+1(415)906-5211) | Fax: [+1 \(415\) 651-8558](tel:+1(415)651-8558)



Immunohistochemical staining of paraffin-embedded Carcinoma of Human prostate tissue using anti-CST3 mouse monoclonal antibody. (Heat-induced epitope retrieval by 10mM citric buffer, pH6.0, 100°C for 10min) (1:150)



Immunohistochemical staining of paraffin-embedded Human tonsil within the normal limits using anti-CST3 mouse monoclonal antibody. (Heat-induced epitope retrieval by 10mM citric buffer, pH6.0, 100°C for 10min) (1:150)



HEK293T cells were transfected with the pCMV6-ENTRY control (Left lane) or pCMV6-ENTRY CST3 cDNA for 48 hrs and lysed. Equivalent amounts of cell lysates (5 ug per lane) were separated by SDS-PAGE and immunoblotted with anti-CST3.

**Biorbyt Ltd.**

7 Signet Court, Swann Road  
Cambridge  
CB5 8LA  
United Kingdom

Email: [info@biorbyt.com](mailto:info@biorbyt.com), [support@biorbyt.com](mailto:support@biorbyt.com)

Phone: [+44 \(0\)1223 859353](tel:+44(0)1223859353) | Fax: [+1 \(415\) 651-8558](tel:+1(415)651-8558)

**Biorbyt LLC**

68 TW Alexander Drive  
Research Triangle Park  
Durham  
NC 27713  
United States

Email: [info@biorbyt.com](mailto:info@biorbyt.com), [support@biorbyt.com](mailto:support@biorbyt.com)

Phone: [+1 \(415\) 906-5211](tel:+1(415)906-5211) | Fax: [+1 \(415\) 651-8558](tel:+1(415)651-8558)