

Product Datasheet

CD171/L1CAM Rabbit Polyclonal Antibody (orb13325)

Catalog Number	orb13325
Category	Antibodies
Description	CD171/L1CAM Rabbit Polyclonal Antibody
Target	L1CAM
Clonality	Polyclonal
Species/Host	Rabbit
Isotype	IgG
Conjugation	Unconjugated
Reactivity	Human
Predicted Reactivity	Bovine, Canine, Equine, Gallus, Mouse, Porcine, Rabbit, Rat
Form/Appearance	Liquid
Concentration	1mg/ml
Buffer/Preservatives	0.01M TBS (pH7.4) with 1% rAlbumin, 0.02% Proclin300 and 50% Glycerol.
Purification	Affinity purified by Protein A
Immunogen	KLH conjugated synthetic peptide derived from human CD171 (1101-1257/1257aa)
UniProt ID	P32004

Biorbyt Ltd.

7 Signet Court, Swann Road
Cambridge
CB5 8LA
United Kingdom

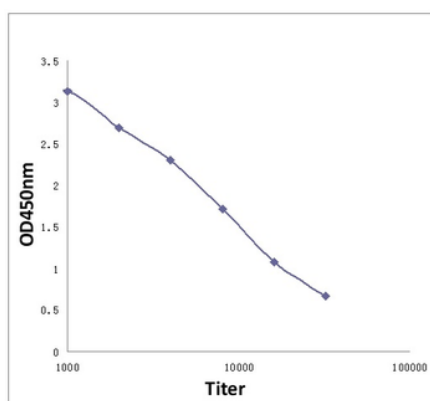
Email: info@biorbyt.com, support@biorbyt.com
Phone: [+44 \(0\)1223 859353](tel:+44(0)1223859353) | Fax: [+1 \(415\) 651-8558](tel:+1(415)651-8558)

Biorbyt LLC

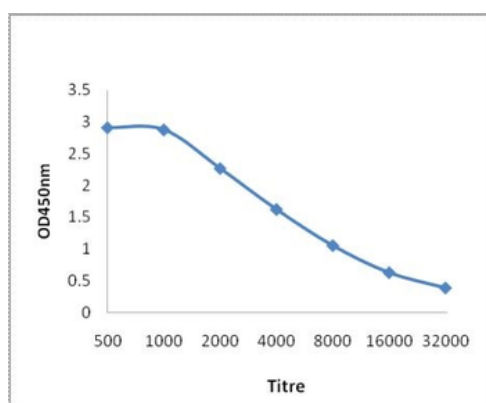
68 TW Alexander Drive
Research Triangle Park
Durham
NC 27713-2847
United States

Email: info@biorbyt.com, support@biorbyt.com
Phone: [+1 \(415\) 906-5211](tel:+1(415)906-5211) | Fax: [+1 \(415\) 651-8558](tel:+1(415)651-8558)

RRID	AB_10752378
MW	138 kDa
Tested applications	ELISA, FC
Dilution range	Flow-Cyt=1 μ g /test, ELISA=1:5000-10000
Antibody Type	Primary Antibody
Storage	Maintain refrigerated at 2-8°C for up to 2 weeks. For long term storage store at -20°C in small aliquots to prevent freeze-thaw cycles.
Note	For research use only
Expiration Date	12 months from date of receipt.



Antigen: orb1507790, 0.2 ug/100 ul, Primary: Antiserum, 1:500, 1:1000, 1:2000, 1:4000, 1:8000, 1:16000, 1:32000, Secondary: HRP conjugated Goat Anti-Rabbit IgG (orb572747) at 1:5000, TMB staining, Read the data in MicroplateReader by 450nm.



Antigen: orb1507790, 0.2 ug/100 ul, Primary: Antiserum, 1:500, 1:1000, 1:2000, 1:4000, 1:8000, 1:16000, 1:32000, Secondary: HRP conjugated Goat-Anti-Rabbit IgG (orb572747) at 1:5000, TMB staining, Read the data in MicroplateReader by 450nm.

Biorbyt Ltd.

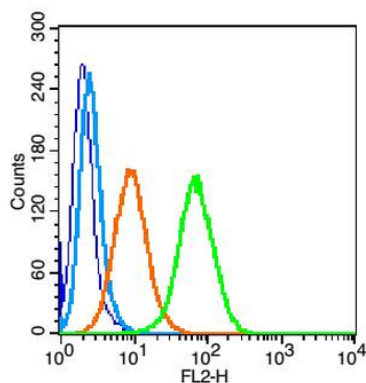
7 Signet Court, Swann Road
Cambridge
CB5 8LA
United Kingdom

Email: info@biorbyt.com, support@biorbyt.com
Phone: +44 (0)1223 859353 | Fax: +1 (415) 651-8558

Biorbyt LLC

68 TW Alexander Drive
Research Triangle Park
Durham
NC 27713-2847
United States

Email: info@biorbyt.com, support@biorbyt.com
Phone: +1 (415) 906-5211 | Fax: +1 (415) 651-8558



Blank control (blue): U937 (fixed with 2% paraformaldehyde (10 min)). Primary Antibody: Rabbit Anti-CD171 antibody (orb13325), Dilution: 1 μ g in 100 μ l 1X PBS containing 0.5% BSA. Isotype Control Antibody: Rabbit IgG (orange), used under the same conditions. Secondary Antibody: Goat anti-rabbit IgG-PE (white blue), Dilution: 1:200 in 1X PBS containing 0.5% BSA.

Biorbyt Ltd.

7 Signet Court, Swann Road
Cambridge
CB5 8LA
United Kingdom

Email: info@biorbyt.com, support@biorbyt.com

Phone: [+44 \(0\)1223 859353](tel:+44(0)1223859353) | Fax: [+1 \(415\) 651-8558](tel:+1(415)651-8558)

Biorbyt LLC

68 TW Alexander Drive
Research Triangle Park
Durham
NC 27713-2847
United States

Email: info@biorbyt.com, support@biorbyt.com

Phone: [+1 \(415\) 906-5211](tel:+1(415)906-5211) | Fax: [+1 \(415\) 651-8558](tel:+1(415)651-8558)