

## Product Datasheet

# Aquaporin 7 Rabbit Polyclonal Antibody (orb13253)

<b>Catalog Number</b>	orb13253
<b>Category</b>	Antibodies
<b>Description</b>	Aquaporin 7 Rabbit Polyclonal Antibody is an unconjugated antibody that specifically recognizes Aquaporin 7. Generated against a KLH conjugated synthetic peptide derived from human Aquaporin 7. The peptide is available as orb393917. It is supplied in liquid form and exhibits reactivity with Guinea pig, Human and Rat samples. The suitable applications for this antibody are ICC, IF, IHC-P and WB.
<b>Target</b>	Aquaporin 7
<b>Clonality</b>	Polyclonal
<b>Species/Host</b>	Rabbit
<b>Isotype</b>	IgG
<b>Conjugation</b>	Unconjugated
<b>Reactivity</b>	Guinea pig, Human, Rat
<b>Form/Appearance</b>	10 mM PBS, 0.02% sodium azide
<b>Concentration</b>	- 100 µg (in 200 µl): 0.5 mg/ml- 200 µg (in 400 µl): 0.5 mg/ml
<b>Purity</b>	Polyclonal antibodies are purified by peptide affinity chromatography
<b>Immunogen</b>	KLH conjugated synthetic peptide derived from human Aquaporin 7. Please contact us for the exact immunogen sequence. The peptide is available as orb393917.

**Biorbyt Ltd.**

7 Signet Court, Swann Road  
Cambridge  
CB5 8LA  
United Kingdom

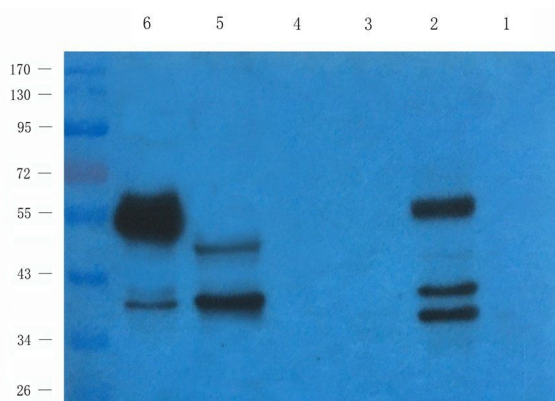
Email: [info@biorbyt.com](mailto:info@biorbyt.com), [support@biorbyt.com](mailto:support@biorbyt.com)  
Phone: [+44 \(0\)1223 859353](tel:+44(0)1223859353) | Fax: [+1 \(415\) 651-8558](tel:+1(415)651-8558)

**Biorbyt LLC**

68 TW Alexander Drive  
Research Triangle Park  
Durham  
NC 27713  
United States

Email: [info@biorbyt.com](mailto:info@biorbyt.com), [support@biorbyt.com](mailto:support@biorbyt.com)  
Phone: [+1 \(415\) 906-5211](tel:+1(415)906-5211) | Fax: [+1 \(415\) 651-8558](tel:+1(415)651-8558)

<b>UniProt ID</b>	<b>O14520, P56403, O54794</b>
<b>RRID</b>	AB_10750215
<b>MW</b>	37.2 kDa
<b>Tested applications</b>	ICC, IF, IHC-P, WB
<b>Dilution range</b>	IF/ICC: 1:100-500, IHC-P: 1:100-500, WB: 1:200-1500
<b>Storage</b>	Maintain refrigerated at 2-8°C for up to 2 weeks. For long term storage store at -20°C in small aliquots to prevent freeze-thaw cycles.
<b>Note</b>	For research use only
<b>Entrez</b>	<b>364</b>
<b>NCBI</b>	<b>001170, 001161</b>
<b>Expiration Date</b>	12 months from date of receipt.



Western blot analysis of mouse heart (lane 1) , rat urinary bladder (lane 2) , mouse testis (lane 3) , rat adipocyte (lane 4) , 293t (lane 5) , human lung (lane 6) using Aquaporin 7 antibody (1 ug/ml)

**Biorbyt Ltd.**

7 Signet Court, Swann Road  
Cambridge  
CB5 8LA  
United Kingdom

Email: [info@biorbyt.com](mailto:info@biorbyt.com), [support@biorbyt.com](mailto:support@biorbyt.com)

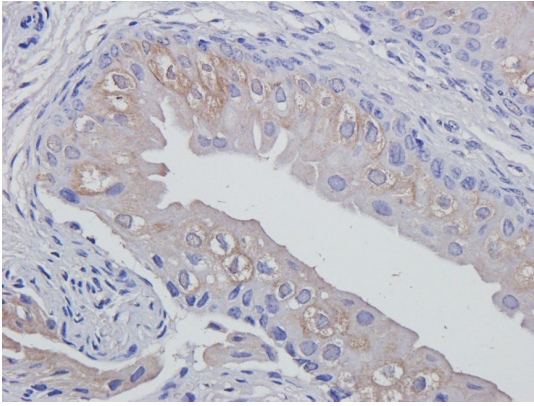
Phone: [+44 \(0\)1223 859353](tel:+44(0)1223859353) | Fax: [+1 \(415\) 651-8558](tel:+1(415)651-8558)

**Biorbyt LLC**

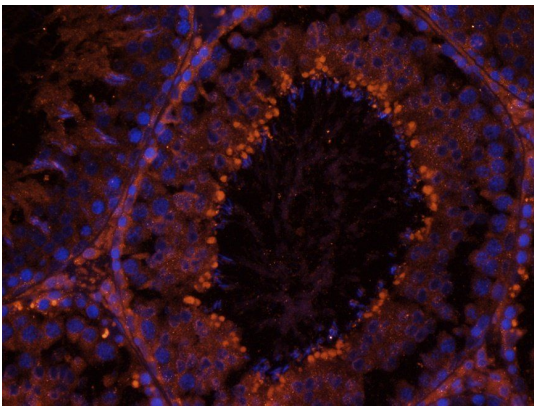
68 TW Alexander Drive  
Research Triangle Park  
Durham  
NC 27713  
United States

Email: [info@biorbyt.com](mailto:info@biorbyt.com), [support@biorbyt.com](mailto:support@biorbyt.com)

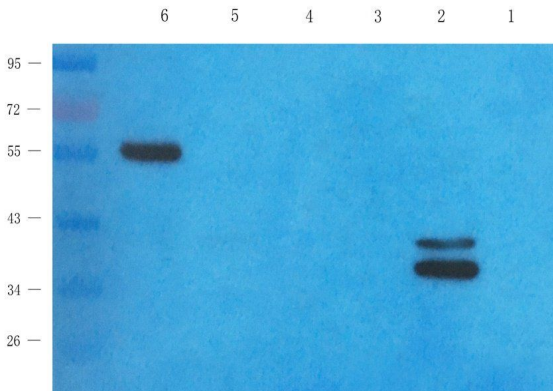
Phone: [+1 \(415\) 906-5211](tel:+1(415)906-5211) | Fax: [+1 \(415\) 651-8558](tel:+1(415)651-8558)



IHC-P staining of guinea pig bladder tissue using anti-Aquaporin 7 (2.5 ug/ml)



Immunofluorescence image of rat testis tissue using anti-Aquaporin 7 (2.5 ug/ml)



WB analysis of mouse heart (lane 1) , rat urinary bladder (lane 2) , mouse testis (lane 3) , rat adipocyte (lane 4) , 293t (lane 5) , human lung (lane 6) using Aquaporin 7 antibody (1 ug/ml)

**Biorbyt Ltd.**

7 Signet Court, Swann Road  
Cambridge  
CB5 8LA  
United Kingdom

Email: [info@biorbyt.com](mailto:info@biorbyt.com), [support@biorbyt.com](mailto:support@biorbyt.com)

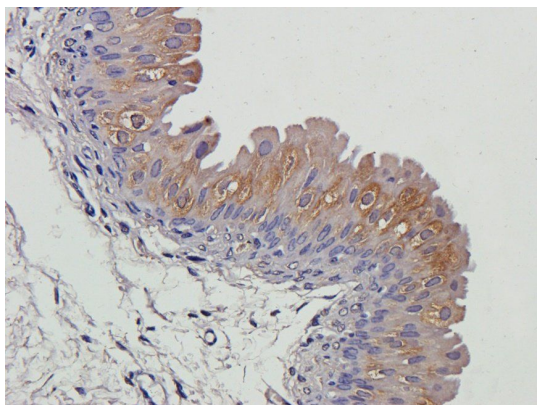
Phone: [+44 \(0\)1223 859353](tel:+44(0)1223859353) | Fax: [+1 \(415\) 651-8558](tel:+1(415)651-8558)

**Biorbyt LLC**

68 TW Alexander Drive  
Research Triangle Park  
Durham  
NC 27713  
United States

Email: [info@biorbyt.com](mailto:info@biorbyt.com), [support@biorbyt.com](mailto:support@biorbyt.com)

Phone: [+1 \(415\) 906-5211](tel:+1(415)906-5211) | Fax: [+1 \(415\) 651-8558](tel:+1(415)651-8558)



Immunohistochemical staining of paraffin embedded guinea pig bladder tissue using Aquaporin 7 antibody (2.5 ug/ml)

**Biorbyt Ltd.**

7 Signet Court, Swann Road  
Cambridge  
CB5 8LA  
United Kingdom

Email: [info@biorbyt.com](mailto:info@biorbyt.com), [support@biorbyt.com](mailto:support@biorbyt.com)  
Phone: [+44 \(0\)1223 859353](tel:+44(0)1223859353) | Fax: [+1 \(415\) 651-8558](tel:+1(415)651-8558)

**Biorbyt LLC**

68 TW Alexander Drive  
Research Triangle Park  
Durham  
NC 27713  
United States

Email: [info@biorbyt.com](mailto:info@biorbyt.com), [support@biorbyt.com](mailto:support@biorbyt.com)  
Phone: [+1 \(415\) 906-5211](tel:+1(415)906-5211) | Fax: [+1 \(415\) 651-8558](tel:+1(415)651-8558)