

## Product Datasheet

### SOX2 Rabbit Polyclonal Antibody (orb1294408)

<b>Catalog Number</b>	orb1294408
<b>Category</b>	Antibodies
<b>Description</b>	Rabbit polyclonal antibody to SOX2
<b>Target</b>	SOX2
<b>Clonality</b>	Polyclonal
<b>Species/Host</b>	Rabbit
<b>Isotype</b>	Rabbit-IgG
<b>Conjugation</b>	Unconjugated
<b>Reactivity</b>	Human, Mouse, Rat
<b>Buffer/Preservatives</b>	100mM Tris Glycine, 1% rAlbumin, 20% Glycerol (pH7). 0.025% ProClin 300 was added as a preservative
<b>Immunogen</b>	Synthetic peptide / encompassing a sequence within the N-terminus region.
<b>Tested applications</b>	IF, IHC-Fr, WB
<b>Dilution range</b>	Western Blot 1:500-1:1000, Immunofluorescence 1:200-1:500, Immunohistochemistry ( Frozen )1: 100- 1:200
<b>Antibody Type</b>	Primary Antibody
<b>Storage</b>	Maintain refrigerated at 2-8°C for up to 2 weeks. For long term storage store at -20°C in small aliquots to prevent freeze-thaw cycles.
<b>Note</b>	For research use only

**Biorbyt Ltd.**

7 Signet Court, Swann Road  
Cambridge  
CB5 8LA  
United Kingdom

Email: [info@biorbyt.com](mailto:info@biorbyt.com), [support@biorbyt.com](mailto:support@biorbyt.com)

Phone: [+44 \(0\)1223 859353](tel:+44(0)1223859353) | Fax: [+1 \(415\) 651-8558](tel:+1(415)651-8558)

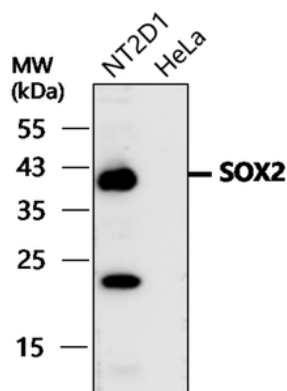
**Biorbyt LLC**

68 TW Alexander Drive  
Research Triangle Park  
Durham  
NC 27713  
United States

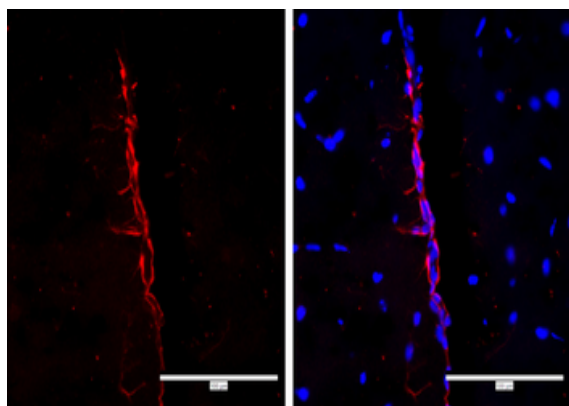
Email: [info@biorbyt.com](mailto:info@biorbyt.com), [support@biorbyt.com](mailto:support@biorbyt.com)

Phone: [+1 \(415\) 906-5211](tel:+1(415)906-5211) | Fax: [+1 \(415\) 651-8558](tel:+1(415)651-8558)

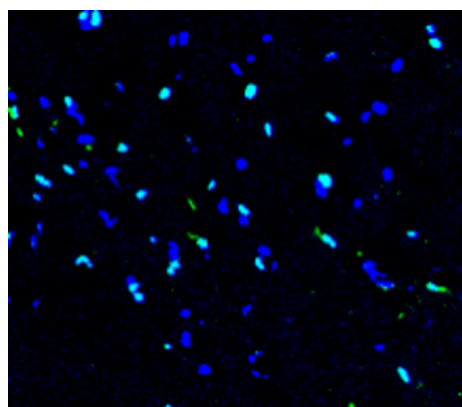
**Expiration Date** 12 months from date of receipt.



Anti-SOX2 antibody - at 1/500 dilution Lysates at 30 µg per lane, This blot was produced using a 12% SDS-PAGE. Nitrocellulose membrane was then blocked with 3% BSA for an hour before being incubated with orb1294408 overnight at 4°C.



SOX-2 antibody, orb1294408, Dilution 1-100 (2.6 µg/ml), Blocking 5% normal goat serum, Tissue Mouse Subventricular Zone (Frozen), 2-Ab Alexa Fluor 594-conjugated.



SOX2 antibody by Frozen-section, Sample: adult mouse hippocampus. Green: SOX2 antibody (orb1294408) diluted at 1:200. Blue: DAPI.

**Biorbyt Ltd.**

7 Signet Court, Swann Road  
Cambridge  
CB5 8LA  
United Kingdom

Email: [info@biorbyt.com](mailto:info@biorbyt.com), [support@biorbyt.com](mailto:support@biorbyt.com)  
Phone: +44 (0)1223 859353 | Fax: +1 (415) 651-8558

**Biorbyt LLC**

68 TW Alexander Drive  
Research Triangle Park  
Durham  
NC 27713  
United States

Email: [info@biorbyt.com](mailto:info@biorbyt.com), [support@biorbyt.com](mailto:support@biorbyt.com)  
Phone: +1 (415) 906-5211 | Fax: +1 (415) 651-8558