

Product Datasheet

MMP9 Rabbit Polyclonal Antibody (orb1294373)

Catalog Number	orb1294373
Category	Antibodies
Description	Rabbit polyclonal antibody to MMP 9
Target	MMP9
Clonality	Polyclonal
Species/Host	Rabbit
Isotype	Rabbit-IgG
Conjugation	Unconjugated
Reactivity	Human
Buffer/Preservatives	100mM Tris Glycine, 20% Glycerol (pH7). 0.025% ProClin 300 was added as a preservative
Immunogen	Synthetic peptide / encompassing a sequence within the center region
Tested applications	IF, IHC, WB
Dilution range	Western Blot 1:500, Immunofluorescence 1:200-1:500, Immunohistochemistry (Paraffin) 1:100-1:200
Antibody Type	Primary Antibody
Storage	Maintain refrigerated at 2-8°C for up to 2 weeks. For long term storage store at -20°C in small aliquots to prevent freeze-thaw cycles.
Note	For research use only

Biorbyt Ltd.

7 Signet Court, Swann Road
Cambridge
CB5 8LA
United Kingdom

Email: info@biorbyt.com, support@biorbyt.com

Phone: [+44 \(0\)1223 859353](tel:+44(0)1223859353) | Fax: [+1 \(415\) 651-8558](tel:+1(415)651-8558)

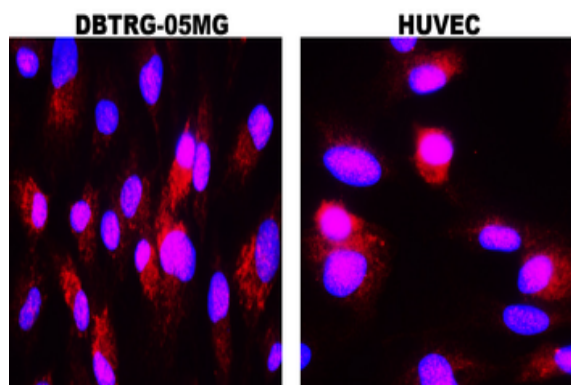
Biorbyt LLC

68 TW Alexander Drive
Research Triangle Park
Durham
NC 27713-2847
United States

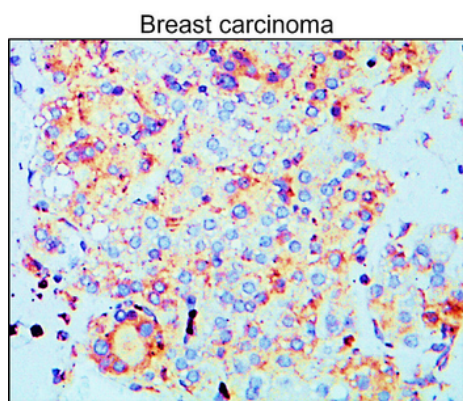
Email: info@biorbyt.com, support@biorbyt.com

Phone: [+1 \(415\) 906-5211](tel:+1(415)906-5211) | Fax: [+1 \(415\) 651-8558](tel:+1(415)651-8558)

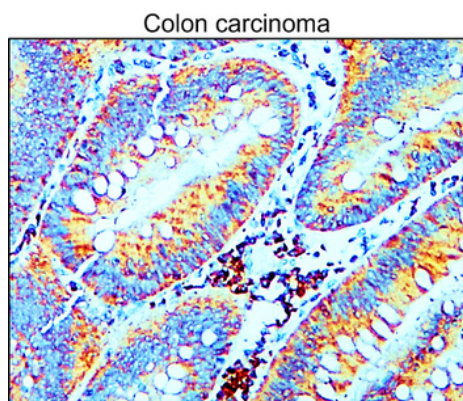
Expiration Date 12 months from date of receipt.



Immunofluorescence: cells were fixed with 4% paraformaldehyde for 10 min at RT, permeabilized with 0.1% NP-40 for 10 min at RT then blocked with 5% BSA for 30 min at room temperature. Cells were stained with orb1294373 anti-MMP9 antibody (red) at 1:250 and 4°C. DAPI (blue) was used as the nuclear counter stain.



Immunohistochemical analysis of paraffin embedded Human breast cancer tissue labeling MMP9 with orb1294373 at 1/100.



Immunohistochemical analysis of paraffin embedded Human Colon cancer tissue labeling MMP9 with orb1294373 at 1/100.

Biorbyt Ltd.

7 Signet Court, Swann Road
Cambridge
CB5 8LA
United Kingdom

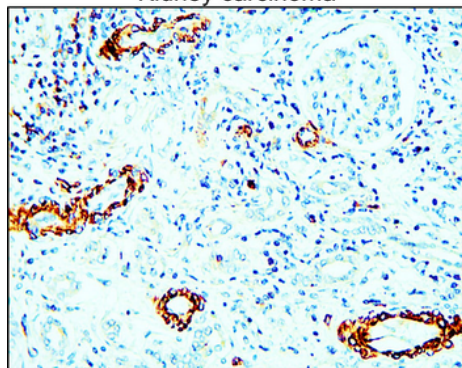
Email: info@biorbyt.com, support@biorbyt.com
Phone: +44 (0)1223 859353 | Fax: +1 (415) 651-8558

Biorbyt LLC

68 TW Alexander Drive
Research Triangle Park
Durham
NC 27713-2847
United States

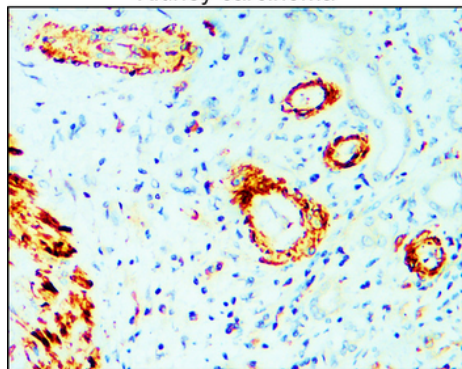
Email: info@biorbyt.com, support@biorbyt.com
Phone: +1 (415) 906-5211 | Fax: +1 (415) 651-8558

Kidney carcinoma

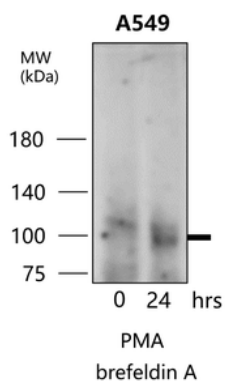


Immunohistochemical analysis of paraffin embedded Human kidney cancer tissue labeling MMP9 with orb1294373 at 1/100.

Kidney carcinoma



Immunohistochemical analysis of paraffin embedded Human kidney cancer tissue labeling MMP9 with orb1294373 at 1/100.



MMP9 antibody - at 1/500 dilution. Lysates at 60 µg per lane. This blot was produced using a 7.5% SDS-PAGE. Nitrocellulose membrane was then blocked for an hour before being incubated with orb1294373 overnight at 4°C.

Biorbyt Ltd.


7 Signet Court, Swann Road
Cambridge
CB5 8LA
United Kingdom

Email: info@biorbyt.com, support@biorbyt.com
Phone: +44 (0)1223 859353 | Fax: +1 (415) 651-8558

Biorbyt LLC

68 TW Alexander Drive
Research Triangle Park
Durham
NC 27713-2847
United States

Email: info@biorbyt.com, support@biorbyt.com
Phone: +1 (415) 906-5211 | Fax: +1 (415) 651-8558



MMP9 antibody - at 1/500 dilution. Lysates at 60 µg per lane. This blot was produced using a 7.5% SDS-PAGE. Nitrocellulose membrane was then blocked for an hour before being incubated with orb1294373 overnight at 4°C.

Biorbyt Ltd.

7 Signet Court, Swann Road
Cambridge
CB5 8LA
United Kingdom

Email: info@biorbyt.com, support@biorbyt.com

Phone: [+44 \(0\)1223 859353](tel:+44(0)1223859353) | Fax: [+1 \(415\) 651-8558](tel:+1(415)651-8558)

Biorbyt LLC

68 TW Alexander Drive
Research Triangle Park
Durham
NC 27713-2847
United States

Email: info@biorbyt.com, support@biorbyt.com

Phone: [+1 \(415\) 906-5211](tel:+1(415)906-5211) | Fax: [+1 \(415\) 651-8558](tel:+1(415)651-8558)