

Product Datasheet

CD3 Rabbit Polyclonal Antibody (orb1294297)

Catalog Number	orb1294297
Category	Antibodies
Description	Rabbit polyclonal antibody to CD3
Target	CD3
Clonality	Polyclonal
Species/Host	Rabbit
Isotype	Rabbit-IgG
Conjugation	Unconjugated
Reactivity	Human
Buffer/Preservatives	100mM Tris Glycine, 20% Glycerol (pH7). 0.025% ProClin 300 was added as a preservative
Immunogen	Synthetic peptide / Extracellular domain corresponding to Human CD3
Tested applications	FC, IF, IHC, WB
Dilution range	Western Blot 1:500 - 1:1000, Immunofluorescence 1:300 - 1:400, Immunohistochemistry (Paraffin) 1:300 - 1:500, Flow Cytometry 1:100 - 1:200
Antibody Type	Primary Antibody
Storage	Maintain refrigerated at 2-8°C for up to 2 weeks. For long term storage store at -20°C in small aliquots to prevent freeze-thaw cycles.
Note	For research use only

Biorbyt Ltd.

7 Signet Court, Swann Road
Cambridge
CB5 8LA
United Kingdom

Email: info@biorbyt.com, support@biorbyt.com

Phone: [+44 \(0\)1223 859353](tel:+44(0)1223859353) | Fax: [+1 \(415\) 651-8558](tel:+1(415)651-8558)

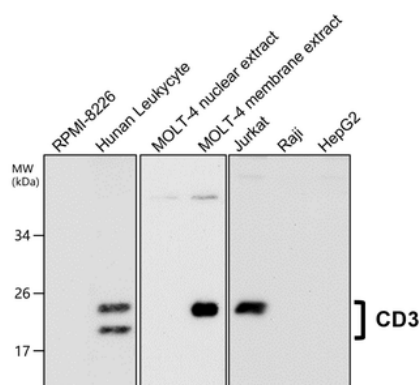
Biorbyt LLC

68 TW Alexander Drive
Research Triangle Park
Durham
NC 27713-2847
United States

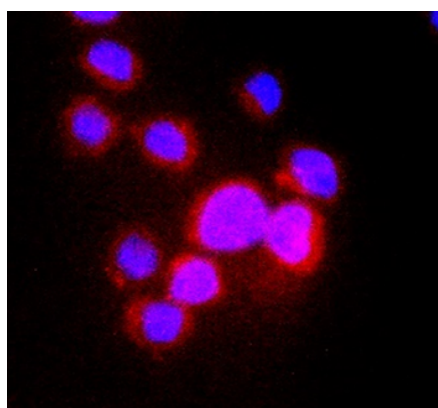
Email: info@biorbyt.com, support@biorbyt.com

Phone: [+1 \(415\) 906-5211](tel:+1(415)906-5211) | Fax: [+1 \(415\) 651-8558](tel:+1(415)651-8558)

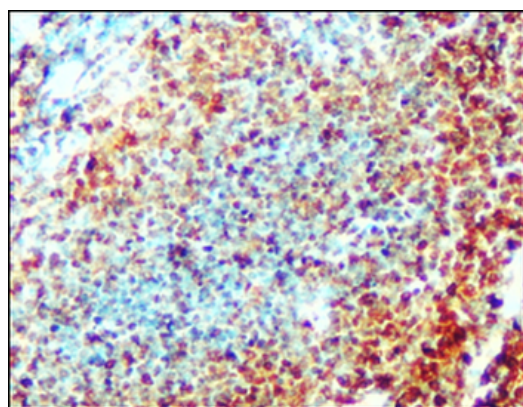
Expiration Date 12 months from date of receipt.



Anti-CD3 antibody at 1/500 dilution, Lysates at 50 μ g per lane. This blot was produced using a 12% SDS-PAGE. NC membrane was then blocked for an hour before being incubated with orb1294297 overnight at 4°C.



Cells were fixed with 4% PFA for 10 min, permeabilized with 0.1% NP-40 for 10 min then blocked with 5% BSA for 30 min. orb1294297 anti-CD3 antibody (red) at 1:300 and 4°C. DAPI (blue) was used as the nuclear counter stain.



Immunohistochemical analysis of paraffin embedded Human cancer tissue labeling CD3 with orb1294297 at 1/400.

Biorbyt Ltd.

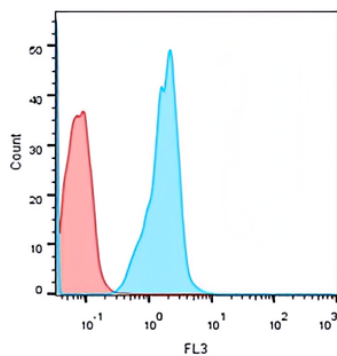
7 Signet Court, Swann Road
Cambridge
CB5 8LA
United Kingdom

Email: info@biorbyt.com, support@biorbyt.com
Phone: +44 (0)1223 859353 | Fax: +1 (415) 651-8558

Biorbyt LLC

68 TW Alexander Drive
Research Triangle Park
Durham
NC 27713-2847
United States

Email: info@biorbyt.com, support@biorbyt.com
Phone: +1 (415) 906-5211 | Fax: +1 (415) 651-8558



CD3 antibody, orb1294297, Cell: Human peripheral blood, CD3 antibody: 1-100.

Biorbyt Ltd.

7 Signet Court, Swann Road
Cambridge
CB5 8LA
United Kingdom

Email: info@biorbyt.com, support@biorbyt.com

Phone: [+44 \(0\)1223 859353](tel:+44(0)1223859353) | Fax: [+1 \(415\) 651-8558](tel:+1(415)6518558)

Biorbyt LLC

68 TW Alexander Drive
Research Triangle Park
Durham
NC 27713-2847
United States

Email: info@biorbyt.com, support@biorbyt.com

Phone: [+1 \(415\) 906-5211](tel:+1(415)9065211) | Fax: [+1 \(415\) 651-8558](tel:+1(415)6518558)