

## Product Datasheet

# Toll-like Receptor 7 Rabbit Polyclonal Antibody (orb1294285)

<b>Catalog Number</b>	orb1294285
<b>Category</b>	Antibodies
<b>Description</b>	Rabbit polyclonal antibody to Toll-like Receptor 7
<b>Target</b>	Toll-like Receptor 7 / TLR7
<b>Clonality</b>	Polyclonal
<b>Species/Host</b>	Rabbit
<b>Isotype</b>	Rabbit-IgG
<b>Conjugation</b>	Unconjugated
<b>Reactivity</b>	Human, Mouse, Rat
<b>Buffer/Preservatives</b>	100mM Tris Glycine, 20% Glycerol (pH7). 0.025% ProClin 300 was added as a preservative
<b>Immunogen</b>	Synthetic peptide / Intracellular domain corresponding to Human Toll-like Receptor 7 / TLR7
<b>Tested applications</b>	IF, IHC, WB
<b>Dilution range</b>	Western Blot 1:500-1:1500, Immunofluorescence 1:200-1:400, Immunohistochemistry (Paraffin) 1:200-1:300
<b>Antibody Type</b>	Primary Antibody
<b>Storage</b>	Maintain refrigerated at 2-8°C for up to 2 weeks. For long term storage store at -20°C in small aliquots to prevent freeze-thaw cycles.

**Biorbyt Ltd.**

7 Signet Court, Swann Road  
Cambridge  
CB5 8LA  
United Kingdom

Email: [info@biorbyt.com](mailto:info@biorbyt.com), [support@biorbyt.com](mailto:support@biorbyt.com)  
Phone: [+44 \(0\)1223 859353](tel:+44(0)1223859353) | Fax: [+1 \(415\) 651-8558](tel:+1(415)651-8558)

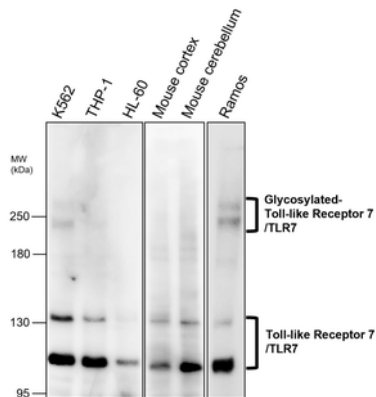
**Biorbyt LLC**

68 TW Alexander Drive  
Research Triangle Park  
Durham  
NC 27713-2847  
United States

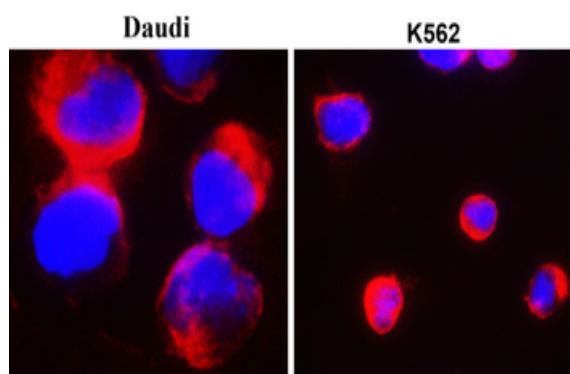
Email: [info@biorbyt.com](mailto:info@biorbyt.com), [support@biorbyt.com](mailto:support@biorbyt.com)  
Phone: [+1 \(415\) 906-5211](tel:+1(415)906-5211) | Fax: [+1 \(415\) 651-8558](tel:+1(415)651-8558)

**Note** For research use only

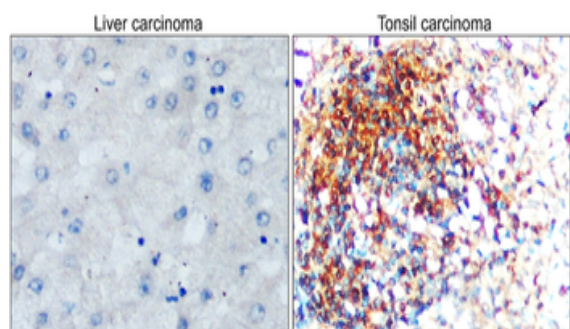
**Expiration Date** 12 months from date of receipt.



anti-Toll-like Receptor 7 antibody at 1/800 dilution, Lysates at 40 µg per lane. This blot was produced using a 5% SDS-PAGE. Nitrocellulose membrane was then blocked for an hour before being incubated with orb1294285 overnight at 4°C.



Cells were fixed with 4% paraformaldehyde for 10 min at RT, permeabilized with 0.1% NP-40 for 10 min at RT then blocked with 5% BSA for 30 min at room temperature. Cells were stained with orb1294285 anti-Toll-like Receptor 7 antibody (red) at 1:400 and 4°C. DAPI (blue) was used as the nuclear counter stain.



Immunohistochemical analysis of paraffin embedded mouse testis labeling Toll-like Receptor 7 with orb1294285 at 1/200.

**Biorbyt Ltd.**

7 Signet Court, Swann Road  
Cambridge  
CB5 8LA  
United Kingdom

Email: [info@biorbyt.com](mailto:info@biorbyt.com), [support@biorbyt.com](mailto:support@biorbyt.com)  
Phone: +44 (0)1223 859353 | Fax: +1 (415) 651-8558

**Biorbyt LLC**

68 TW Alexander Drive  
Research Triangle Park  
Durham  
NC 27713-2847  
United States

Email: [info@biorbyt.com](mailto:info@biorbyt.com), [support@biorbyt.com](mailto:support@biorbyt.com)  
Phone: +1 (415) 906-5211 | Fax: +1 (415) 651-8558