

## Product Datasheet

# P-selectin | CD62P Rabbit Polyclonal Antibody (orb1294259)

<b>Catalog Number</b>	orb1294259
<b>Category</b>	Antibodies
<b>Description</b>	Rabbit polyclonal antibody to P selectin
<b>Target</b>	P-selectin   CD62P
<b>Clonality</b>	Polyclonal
<b>Species/Host</b>	Rabbit
<b>Isotype</b>	Rabbit-IgG
<b>Conjugation</b>	Unconjugated
<b>Reactivity</b>	Human, Mouse, Rat
<b>Buffer/Preservatives</b>	100mM Tris Glycine, 20% Glycerol (pH7). 0.025% ProClin 300 was added as a preservative
<b>Immunogen</b>	Synthetic peptide / Extracellular domain corresponding to Human P selectin / CD62P
<b>Tested applications</b>	IHC, WB
<b>Dilution range</b>	Western Blot 1:500-1:1000, Immunofluorescence 1:200-1:500, Immunohistochemistry (Paraffin) 1:100-1:200
<b>Antibody Type</b>	Primary Antibody
<b>Storage</b>	Maintain refrigerated at 2-8°C for up to 2 weeks. For long term storage store at -20°C in small aliquots to prevent freeze-thaw cycles.

**Biorbyt Ltd.**

7 Signet Court, Swann Road  
Cambridge  
CB5 8LA  
United Kingdom

Email: [info@biorbyt.com](mailto:info@biorbyt.com), [support@biorbyt.com](mailto:support@biorbyt.com)

Phone: [+44 \(0\)1223 859353](tel:+44(0)1223859353) | Fax: [+1 \(415\) 651-8558](tel:+1(415)651-8558)

**Biorbyt LLC**

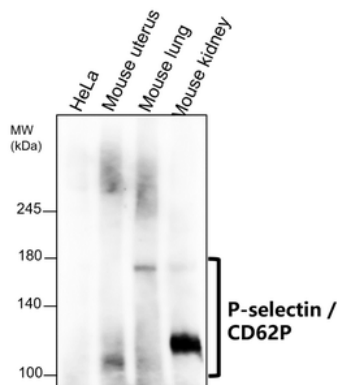
68 TW Alexander Drive  
Research Triangle Park  
Durham  
NC 27713  
United States

Email: [info@biorbyt.com](mailto:info@biorbyt.com), [support@biorbyt.com](mailto:support@biorbyt.com)

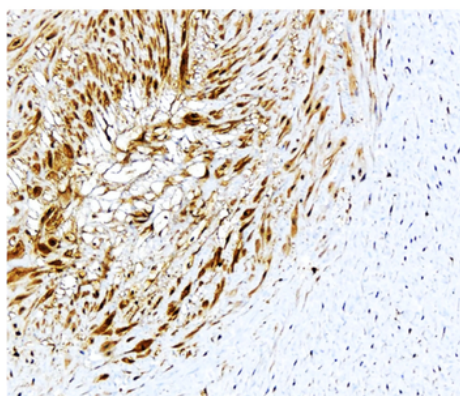
Phone: [+1 \(415\) 906-5211](tel:+1(415)906-5211) | Fax: [+1 \(415\) 651-8558](tel:+1(415)651-8558)

**Note** For research use only

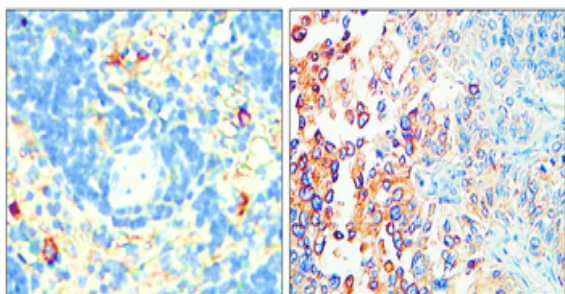
**Expiration Date** 12 months from date of receipt.



All lanes: Anti P-selectin / CD62P antibody at 1/500 dilution  
Lysates at 50 µg per lane, This blot was produced using a 5% SDS-PAGE. Nitrocellulose membrane was then blocked for an hour before being incubated with orb1294259 overnight at 4°C.



Immunohistochemical analysis of paraffin embedded Human cancer tissue labeling P-selectin / CD62P with orb1294259 at 1/100.



Immunohistochemical analysis of paraffin embedded Human Cancer tissue labeling P-selectin / CD62P with orb1294259 at 1/100.

**Biorbyt Ltd.**

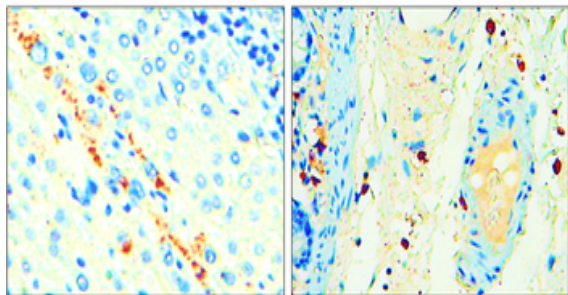
7 Signet Court, Swann Road  
Cambridge  
CB5 8LA  
United Kingdom

Email: [info@biorbyt.com](mailto:info@biorbyt.com), [support@biorbyt.com](mailto:support@biorbyt.com)  
Phone: +44 (0)1223 859353 | Fax: +1 (415) 651-8558

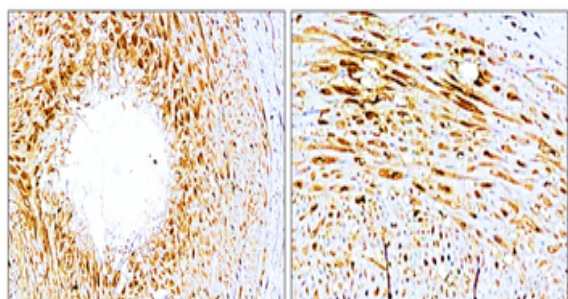
**Biorbyt LLC**

68 TW Alexander Drive  
Research Triangle Park  
Durham  
NC 27713  
United States

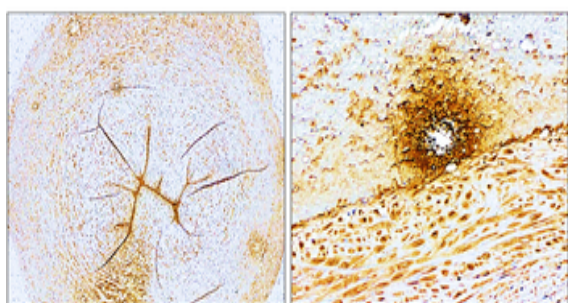
Email: [info@biorbyt.com](mailto:info@biorbyt.com), [support@biorbyt.com](mailto:support@biorbyt.com)  
Phone: +1 (415) 906-5211 | Fax: +1 (415) 651-8558



Immunohistochemical analysis of paraffin embedded Human Cancer tissue labeling P-selectin / CD62P with orb1294259 at 1/100.



Immunohistochemical analysis of paraffin embedded human tissue labeling P-selectin / CD62P with orb1294259 at 1/100 RT 1hr. Epitope Retrieval methods: Citrate Buffer, pH 6.0.



Immunohistochemical analysis of paraffin embedded human tissue labeling P-selectin / CD62P with orb1294259 at 1/100 RT 1hr. Epitope Retrieval methods: Citrate Buffer, pH 6.0.

**Biorbyt Ltd.**

7 Signet Court, Swann Road  
Cambridge  
CB5 8LA  
United Kingdom

Email: [info@biorbyt.com](mailto:info@biorbyt.com), [support@biorbyt.com](mailto:support@biorbyt.com)

Phone: +44 (0)1223 859353 | Fax: +1 (415) 651-8558

**Biorbyt LLC**

68 TW Alexander Drive  
Research Triangle Park  
Durham  
NC 27713  
United States

Email: [info@biorbyt.com](mailto:info@biorbyt.com), [support@biorbyt.com](mailto:support@biorbyt.com)

Phone: +1 (415) 906-5211 | Fax: +1 (415) 651-8558