

Product Datasheet

Ki67 Rabbit Monoclonal Antibody (orb1294244)

Catalog Number	orb1294244
Category	Antibodies
Description	Rabbit Monoclonal antibody to KI-67
Target	Ki67
Clonality	Monoclonal
Species/Host	Rabbit
Isotype	Rabbit-IgG
Conjugation	Unconjugated
Reactivity	Human, Mouse, Rat
Buffer/Preservatives	100mM Tris Glycine, 1%rAlbumin, 20% Glycerol (pH7). 0.025% ProClin 300 was added as a preservativ
Tested applications	IF, IHC, WB
Dilution range	Western Blot 1:500, Immunofluorescence 1:100–1:200, Immunohistochemistry (Paraffin) 1:100–1:200
Antibody Type	Primary Antibody
Clone Number	BUR8
Storage	Maintain refrigerated at 2-8°C for up to 2 weeks. For long term storage store at -20°C in small aliquots to prevent freeze-thaw cycles.
Note	For research use only

Biorbyt Ltd.

7 Signet Court, Swann Road
Cambridge
CB5 8LA
United Kingdom

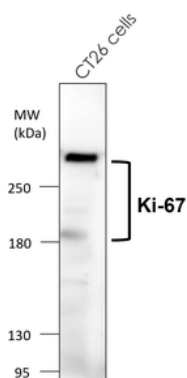
Email: info@biorbyt.com, support@biorbyt.com
Phone: [+44 \(0\)1223 859353](tel:+44(0)1223859353) | Fax: [+1 \(415\) 651-8558](tel:+1(415)651-8558)

Biorbyt LLC

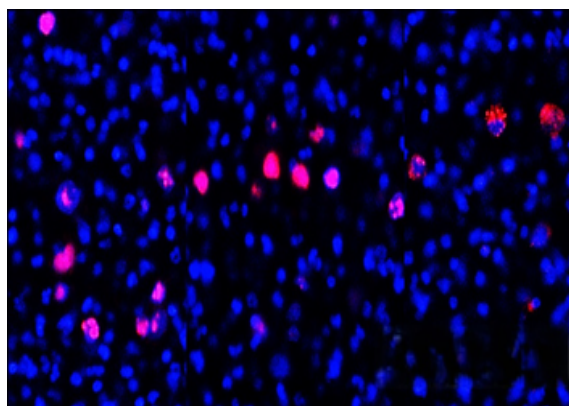
68 TW Alexander Drive
Research Triangle Park
Durham
NC 27713-2847
United States

Email: info@biorbyt.com, support@biorbyt.com
Phone: [+1 \(415\) 906-5211](tel:+1(415)906-5211) | Fax: [+1 \(415\) 651-8558](tel:+1(415)651-8558)

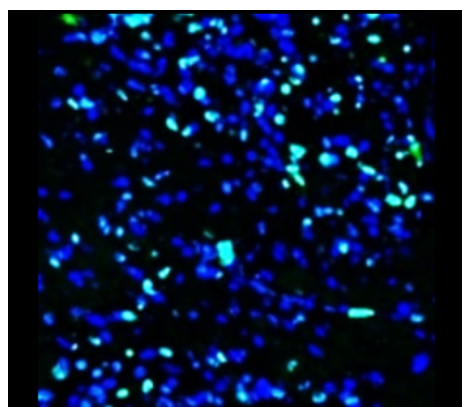
Expiration Date 12 months from date of receipt.



Anti-Ki-67 [SP] antibody - at 1/500 dilution, Lysates at 60 µg per lane, This blot was produced using a 5% SDS-PAGE. Nitrocellulose membrane was then blocked with 3% BSA an hour before being incubated with orb1294244 overnight at 4°C.



Application: Immunocytochemistry (ICC), Sample: Mixture cell, Antibody: Ki-67 [SP6] monoclonal antibody (orb1294244).



Immunohistochemical analysis of paraffin embedded mouse heart tissue labeling Ki-67 [SP6] monoclonal antibody with orb1294244 at 1/100.

Biorbyt Ltd.

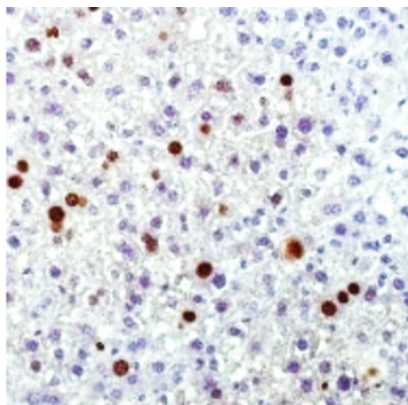
7 Signet Court, Swann Road
Cambridge
CB5 8LA
United Kingdom

Email: info@biorbyt.com, support@biorbyt.com
Phone: +44 (0)1223 859353 | Fax: +1 (415) 651-8558

Biorbyt LLC

68 TW Alexander Drive
Research Triangle Park
Durham
NC 27713-2847
United States

Email: info@biorbyt.com, support@biorbyt.com
Phone: +1 (415) 906-5211 | Fax: +1 (415) 651-8558



Immunohistochemical analysis of paraffin embedded mouse liver tissue labeling Ki-67 [SP6] monoclonal antibody with orb1294244 at 1/100.

Biorbyt Ltd.

7 Signet Court, Swann Road
Cambridge
CB5 8LA
United Kingdom

Email: info@biorbyt.com, support@biorbyt.com

Phone: [+44 \(0\)1223 859353](tel:+44(0)1223859353) | Fax: [+1 \(415\) 651-8558](tel:+1(415)651-8558)

Biorbyt LLC

68 TW Alexander Drive
Research Triangle Park
Durham
NC 27713-2847
United States

Email: info@biorbyt.com, support@biorbyt.com

Phone: [+1 \(415\) 906-5211](tel:+1(415)906-5211) | Fax: [+1 \(415\) 651-8558](tel:+1(415)651-8558)