

Product Datasheet

TTF-1 Rabbit Polyclonal Antibody (orb1294237)

Catalog Number	orb1294237
Category	Antibodies
Description	Rabbit polyclonal antibody to Thyroid Transcription Factor
Target	TTF-1 / NKX2-1 / Thyroid Transcription Factor
Clonality	Polyclonal
Species/Host	Rabbit
Isotype	Rabbit-IgG
Conjugation	Unconjugated
Reactivity	Human, Mouse, Rat
Buffer/Preservatives	100mM Tris Glycine, 1% rAlbumin, 25% Glycerol (pH7). 0.025% ProClin 300.
Immunogen	Synthetic peptide
Tested applications	IHC, WB
Dilution range	Western Blot 1:500-1:1000, Immunohistochemistry (Paraffin) 1:100-1:200
Antibody Type	Primary Antibody
Storage	Maintain refrigerated at 2-8°C for up to 2 weeks. For long term storage store at -20°C in small aliquots to prevent freeze-thaw cycles.
Note	For research use only
Expiration Date	12 months from date of receipt.

Biorbyt Ltd.

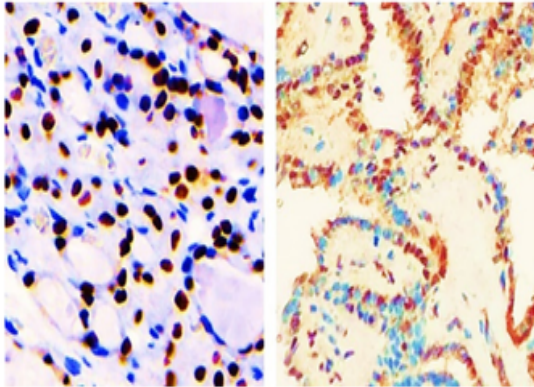
7 Signet Court, Swann Road
Cambridge
CB5 8LA
United Kingdom

Email: info@biorbyt.com, support@biorbyt.com
Phone: [+44 \(0\)1223 859353](tel:+44(0)1223859353) | Fax: [+1 \(415\) 651-8558](tel:+1(415)651-8558)

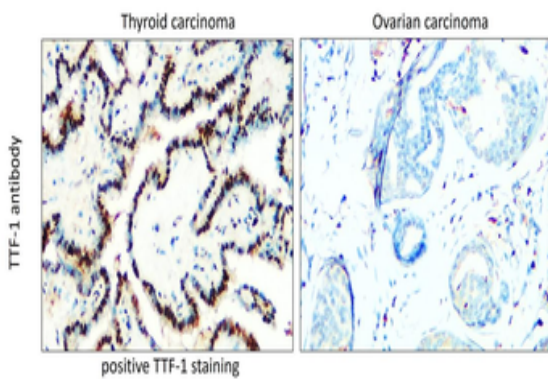
Biorbyt LLC

68 TW Alexander Drive
Research Triangle Park
Durham
NC 27713-2847
United States

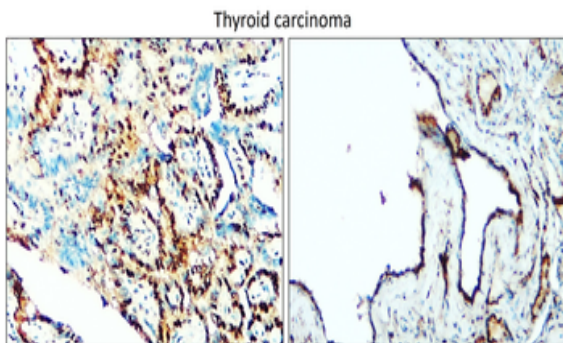
Email: info@biorbyt.com, support@biorbyt.com
Phone: [+1 \(415\) 906-5211](tel:+1(415)906-5211) | Fax: [+1 \(415\) 651-8558](tel:+1(415)651-8558)



Immunohistochemical analysis of paraffin embedded Human cancer tissue labeling Thyroid Transcription Factor 1 with orb1294237 at 1/100.



Immunohistochemical analysis of paraffin embedded Human cancer tissue labeling Thyroid Transcription Factor 1 with orb1294237 at 1/100.



Immunohistochemical analysis of paraffin embedded Human cancer tissue labeling Thyroid Transcription Factor 1 with orb1294237 at 1/100.

Biorbyt Ltd.

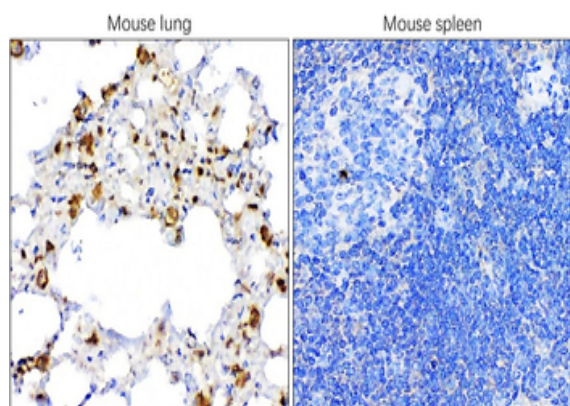
7 Signet Court, Swann Road
Cambridge
CB5 8LA
United Kingdom

Email: info@biorbyt.com, support@biorbyt.com
Phone: +44 (0)1223 859353 | Fax: +1 (415) 651-8558

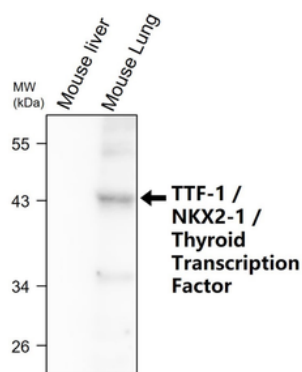
Biorbyt LLC

68 TW Alexander Drive
Research Triangle Park
Durham
NC 27713-2847
United States

Email: info@biorbyt.com, support@biorbyt.com
Phone: +1 (415) 906-5211 | Fax: +1 (415) 651-8558



Immunohistochemical analysis of paraffin embedded Mouse tissue labeling Thyroid Transcription Factor 1 with orb1294237 at 1/100. Epitope Retrieval methods: Citrate Buffer, pH 6.0.



Lysates at 30 µg per lane, This blot was produced using a 10% SDS-PAGE. The membrane was then blocked for an hour before being incubated with orb1294237 1-500 overnight at 4°C.

Biorbyt Ltd.

7 Signet Court, Swann Road
Cambridge
CB5 8LA
United Kingdom

Email: info@biorbyt.com, support@biorbyt.com

Phone: [+44 \(0\)1223 859353](tel:+44(0)1223859353) | Fax: [+1 \(415\) 651-8558](tel:+1(415)651-8558)

Biorbyt LLC

68 TW Alexander Drive
Research Triangle Park
Durham
NC 27713-2847
United States

Email: info@biorbyt.com, support@biorbyt.com

Phone: [+1 \(415\) 906-5211](tel:+1(415)906-5211) | Fax: [+1 \(415\) 651-8558](tel:+1(415)651-8558)