

Product Datasheet

M-CSF Biosimilar Antibody (orb1291216)

Catalog Number	orb1291216
Category	Antibodies
Description	Anti-M-CSF(Iacnotuzumab biosimilar) mAb
Target	M-CSF
Clonality	Monoclonal
Species/Host	Human Humanized
Isotype	Human IgG1 - kappa
Conjugation	Unconjugated
Reactivity	Human
Form/Appearance	Powder
Reconstitution	Lyophilized from sterile PBS, pH 7.4. Normally 5 % - 8% trehalose is added as protectants before lyophilization. Please see Certificate of Analysis for specific instructions of reconstitution.
Purification	Purified from cell culture supernatant by affinity chromatography
UniProt ID	P09603
Tested applications	ELISA, FC
Dilution range	ELISA 1:5000-10000; Flow Cyt 1:100
Antibody Type	Biosimilar Antibody

Biorbyt Ltd.

7 Signet Court, Swann Road
Cambridge
CB5 8LA
United Kingdom

Email: info@biorbyt.com, support@biorbyt.com
Phone: [+44 \(0\)1223 859353](tel:+44(0)1223859353) | Fax: [+1 \(415\) 651-8558](tel:+1(415)651-8558)

Biorbyt LLC

68 TW Alexander Drive
Research Triangle Park
Durham
NC 27713-2847
United States

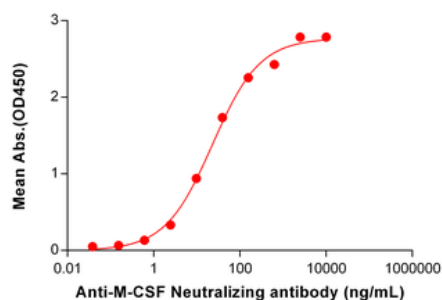
Email: info@biorbyt.com, support@biorbyt.com
Phone: [+1 \(415\) 906-5211](tel:+1(415)906-5211) | Fax: [+1 \(415\) 651-8558](tel:+1(415)651-8558)

Storage Maintain refrigerated at 2-8°C for up to 2 weeks. For long term storage store at -20°C in small aliquots to prevent freeze-thaw cycles.

Note For research use only

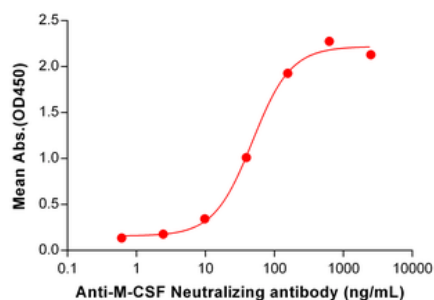
Expiration Date 12 months from date of receipt.

Anti-M-CSF (lacnotuzumab biosimilar) mAb ELISA
0.2 µg of Human M-CSF, His tagged protein per well



ELISA plate pre-coated by 2 µg/mL (100 µL/well) Human M-CSF Protein, His Tag orb1173891 can bind Anti-M-CSF Neutralizing antibody (orb1291216) in a linear range of 2.44-156.25 ng/ml.

Anti-M-CSF (lacnotuzumab biosimilar) mAb ELISA
0.2 µg of Human M-CSF, hFc tagged protein per well



ELISA plate pre-coated by 2 µg/mL (100 µL/well) Human M-CSF Protein, hFc Tag (orb1173909) can bind Anti-M-CSF Neutralizing antibody (orb1291216) in a linear range of 9.77-156.25 ng/ml. In order to specifically detect orb1291216, mouse anti-human Fab-specific antibody was used as detection antibody.

Biorbyt Ltd.

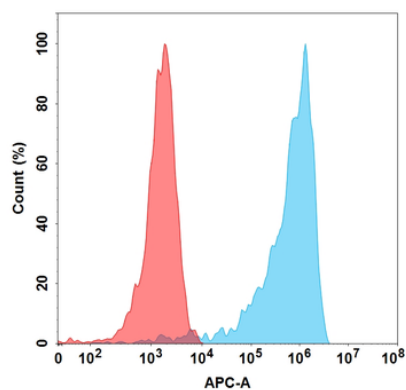
7 Signet Court, Swann Road
Cambridge
CB5 8LA
United Kingdom

Email: info@biorbyt.com, support@biorbyt.com
Phone: +44 (0)1223 859353 | Fax: +1 (415) 651-8558

Biorbyt LLC

68 TW Alexander Drive
Research Triangle Park
Durham
NC 27713-2847
United States

Email: info@biorbyt.com, support@biorbyt.com
Phone: +1 (415) 906-5211 | Fax: +1 (415) 651-8558



Flow cytometry analysis with 1 µg/mL Anti-M-CSF (lacnotuzumab biosimilar) mAb (orb1291216) on Expi293 cells transfected with Human M-CSF protein (Blue histogram) or Expi293 transfected with irrelevant protein (Red histogram).

Biorbyt Ltd.

7 Signet Court, Swann Road
Cambridge
CB5 8LA
United Kingdom

Email: info@biorbyt.com, support@biorbyt.com

Phone: [+44 \(0\)1223 859353](tel:+44(0)1223859353) | Fax: [+1 \(415\) 651-8558](tel:+1(415)651-8558)

Biorbyt LLC

68 TW Alexander Drive
Research Triangle Park
Durham
NC 27713-2847
United States

Email: info@biorbyt.com, support@biorbyt.com

Phone: [+1 \(415\) 906-5211](tel:+1(415)906-5211) | Fax: [+1 \(415\) 651-8558](tel:+1(415)651-8558)