

Product Datasheet

PYK2 (Phospho-Tyr579) Antibody (orb128596)

Catalog Number	orb128596
Category	Antibodies
Description	PYK2 (Phospho-Tyr579) Antibody is an unconjugated polyclonal antibody. It is suitable for use in IHC, WB. It exhibits reactivity with Human, Mouse, Rat.
Clonality	Polyclonal
Species/Host	Rabbit
Conjugation	Unconjugated
Reactivity	Human, Mouse, Rat
Concentration	1mg/ml
Immunogen	Internal
UniProt ID	Q14289
Tested applications	IHC, WB
Dilution range	WB: 1:500-1:3000, IHC-P: 1:50-1:100, ELISA: 1:20000
Storage	Maintain refrigerated at 2-8°C for up to 2 weeks. For long term storage store at -20°C in small aliquots to prevent freeze-thaw cycles.
Note	For research use only
Expiration Date	12 months from date of receipt.

Biorbyt Ltd.


7 Signet Court, Swann Road
Cambridge
CB5 8LA
United Kingdom

Email: info@biorbyt.com, support@biorbyt.com
Phone: [+44 \(0\)1223 859353](tel:+44(0)1223859353) | Fax: [+1 \(415\) 651-8558](tel:+1(415)651-8558)

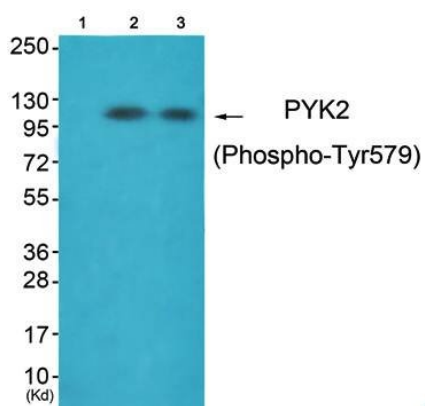
Biorbyt LLC

68 TW Alexander Drive
Research Triangle Park
Durham
NC 27713
United States

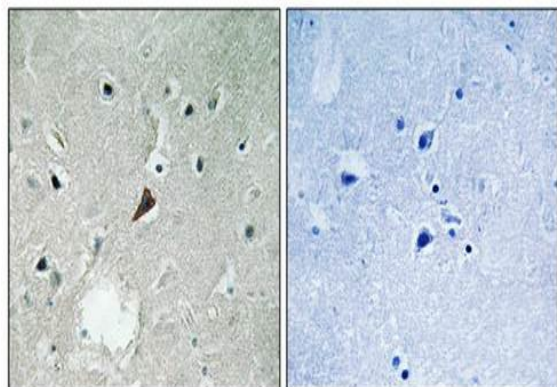
Email: info@biorbyt.com, support@biorbyt.com
Phone: [+1 \(415\) 906-5211](tel:+1(415)906-5211) | Fax: [+1 \(415\) 651-8558](tel:+1(415)651-8558)



Western blot analysis of extracts from 3T3 cells using PYK2 (phospho-Tyr579) antibody



Western blot analysis of extracts from 3T3 cells (Lane 1) and HepG2 cells (Lane 2) using PYK2 (phospho-Tyr579) antibody



Immunohistochemical analysis of formalin-fixed and paraffin-embedded human brain tissue using PYK2 (phospho-Tyr579) antibody

Biorbyt Ltd.

7 Signet Court, Swann Road
Cambridge
CB5 8LA
United Kingdom

Email: info@biorbyt.com, support@biorbyt.com

Phone: +44 (0)1223 859353 | Fax: +1 (415) 651-8558

Biorbyt LLC

68 TW Alexander Drive
Research Triangle Park
Durham
NC 27713
United States

Email: info@biorbyt.com, support@biorbyt.com

Phone: +1 (415) 906-5211 | Fax: +1 (415) 651-8558