

Product Datasheet

IL-33 Antibody [IL33305B] (orb1272817)

| | |
|-----------------------------|------------------------------------------------------------------------------------------------------------------------------------------------------------------------------------------------------------------------------------------------------------------------------------------------------------------------------------------------------------------------------------------------------------------------------------|
| Catalog Number | orb1272817 |
| Category | Antibodies |
| Description | IL-33 Antibody [IL33305B] |
| Clonality | Monoclonal |
| Species/Host | Mouse |
| Isotype | IgG2ak |
| Conjugation | Unconjugated |
| Reactivity | Human |
| Form/Appearance | Liquid |
| Concentration | 1 mg/ml |
| Buffer/Preservatives | Liquid. 0.2µm-filtered solution in PBS, pH 7.4. Contains no preservatives. |
| Purification | Protein G-affinity purified. |
| Immunogen | Recombinant human IL-33. |
| Tested applications | ELISA, FA, IHC, IP, WB |
| Application notes | ELISA: (direct or indirect: 1:2'000-1:5'000), Functional Application (Blocking), Immunohistochemistry (paraffin sections (1:50-1:200)), Immunoprecipitation Western blot: (1:2'000-1:5'000 using ECL. Suggested blocking and dilution buffer is PBST with 0.05% Tween 20 and 5% skim milk. Suggested incubation time is 1 hour at room temperature). Optimal conditions should be determined individually for each application. |

Biorbyt Ltd.

7 Signet Court, Swann Road
Cambridge
CB5 8LA
United Kingdom

Email: info@biorbyt.com, support@biorbyt.com
Phone: [+44 \(0\)1223 859353](tel:+44(0)1223859353) | Fax: [+1 \(415\) 651-8558](tel:+1(415)651-8558)

Biorbyt LLC

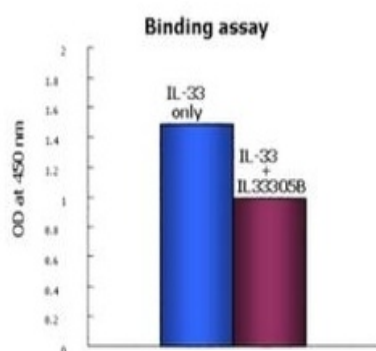
68 TW Alexander Drive
Research Triangle Park
Durham
NC 27713
United States

Email: info@biorbyt.com, support@biorbyt.com
Phone: [+1 \(415\) 906-5211](tel:+1(415)906-5211) | Fax: [+1 \(415\) 651-8558](tel:+1(415)651-8558)

| | |
|------------------------|-----------------------------------------------------------------------------------------------------------------------------------------|
| Specificity | Recognizes human IL-33. Does not cross-react with mouse IL-33. |
| Antibody Type | Primary Antibody |
| Clone Number | IL33305B |
| Modifications | None |
| Storage | Maintain refrigerated at 2-8°C for up to 2 weeks. For long term storage store at -20°C in small aliquots to prevent freeze-thaw cycles. |
| Note | For research use only |
| Expiration Date | 12 months from date of receipt. |



Immunohistochemical staining of human tissue using anti-IL-33 (human), mAb (IL33305B) (Prod. No. orb1272817) at 1:100 dilution. A. Immunoperoxidase staining (cytoplasmic) of formalin-fixed, paraffin-embedded human heart (100x, brown colour). B. Isotype control with IgG2a (negative control)



Inhibition of binding of recombinant human IL-33 (hIL-33) to human ST2 (hST2) in vitro using anti-IL-33 (human), mAb (IL33305B) (Prod. No. orb1272817). An indirect competitive ELISA was performed as follows; 1) coat microtiter plate wells with hST2-Fc (10 ug/ml) ; 2) add 2 ug/ml of IL-33 with or without a hIL-33 mAb to the wells followed by washing; 3) add anti-FLAG HRP conjugated (1:2000) to an enzyme; 4) after adding the TMB solution, incubate at RT in the dark for 20 minutes. Immediately read the plate at 450 nm

Biorbyt Ltd.

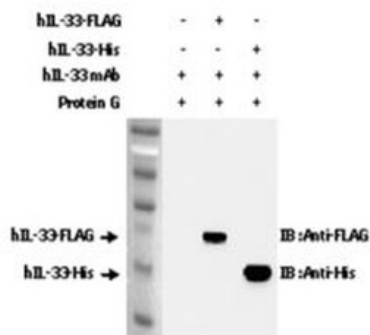
7 Signet Court, Swann Road
Cambridge
CB5 8LA
United Kingdom

Email: info@biorbyt.com, support@biorbyt.com
Phone: +44 (0)1223 859353 | Fax: +1 (415) 651-8558

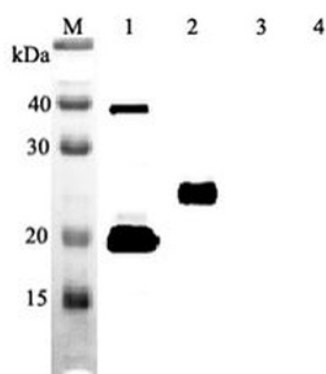
Biorbyt LLC

68 TW Alexander Drive
Research Triangle Park
Durham
NC 27713
United States

Email: info@biorbyt.com, support@biorbyt.com
Phone: +1 (415) 906-5211 | Fax: +1 (415) 651-8558



Immunoprecipitation of recombinant hIL-33 proteins using anti-IL-33 (human), mAb (IL33305B) (orb1272817). Recombinant hIL-33 Proteins were precipitated. The precipitated proteins were separated by SDS-PAGE, electroblotted, and visualized by Western blot/ECL reaction with anti-FLAG or anti-His.



Western blot analysis of human IL-33 using anti-IL-33 (human), mAb (IL33305B) (orb1272817) at 1:2000 dilution. 1. Recombinant human IL-33 (His tagged). 2. Recombinant human IL-33 (FLAG?-tagged). 3. Recombinant mouse IL-33 (FLAG?-tagged). 4. Other protein (His tagged, negative control).

Biorbyt Ltd.

7 Signet Court, Swann Road
Cambridge
CB5 8LA
United Kingdom

Email: info@biorbyt.com, support@biorbyt.com
Phone: +44 (0)1223 859353 | Fax: +1 (415) 651-8558

Biorbyt LLC

68 TW Alexander Drive
Research Triangle Park
Durham
NC 27713
United States

Email: info@biorbyt.com, support@biorbyt.com
Phone: +1 (415) 906-5211 | Fax: +1 (415) 651-8558