

Product Datasheet

XRCC6 Antibody (orb1261765)

| | |
|-----------------------------|---|
| Catalog Number | orb1261765 |
| Category | Antibodies |
| Description | XRCC6 Antibody |
| Target | XRCC6 |
| Clonality | Polyclonal |
| Species/Host | Rabbit |
| Isotype | IgG |
| Conjugation | Unconjugated |
| Reactivity | Human, Monkey, Mouse, Rat |
| Form/Appearance | Liquid |
| Concentration | batch dependent |
| Buffer/Preservatives | PBS with 0.02% sodium azide, 50% glycerol, pH 7.3. |
| Purification | Affinity purification |
| Immunogen | A synthetic peptide corresponding to a sequence within amino acids 500-600 of human KU70 (NP_001460.1). |
| UniProt ID | P12956 |
| MW | Observed: 70kDa |
| Tested applications | IF, IHC, WB |

Biorbyt Ltd.

7 Signet Court, Swann Road
Cambridge
CB5 8LA
United Kingdom

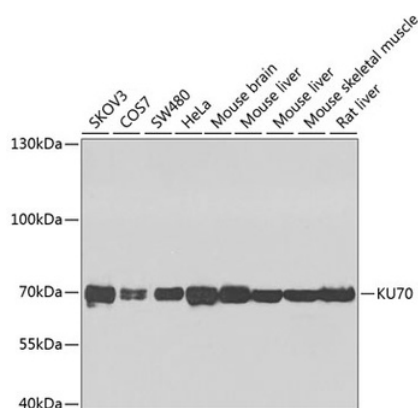
Email: info@biorbyt.com, support@biorbyt.com
Phone: [+44 \(0\)1223 859353](tel:+44(0)1223859353) | Fax: [+1 \(415\) 651-8558](tel:+1(415)651-8558)

Biorbyt LLC

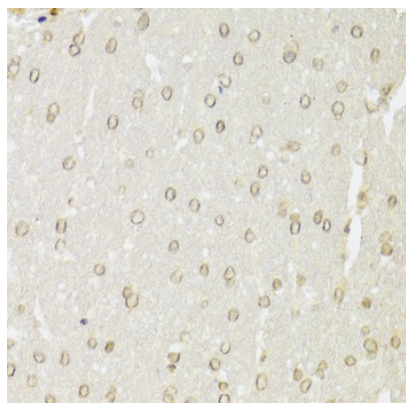
68 TW Alexander Drive
Research Triangle Park
Durham
NC 27713
United States

Email: info@biorbyt.com, support@biorbyt.com
Phone: [+1 \(415\) 906-5211](tel:+1(415)906-5211) | Fax: [+1 \(415\) 651-8558](tel:+1(415)651-8558)

| | |
|--------------------------|---|
| Application notes | WB: 1:500 - 1:2000IHC: 1:50 - 1:200IF: 1:50 - 1:200 |
| Antibody Type | Primary Antibody |
| Modifications | None |
| Storage | Maintain refrigerated at 2-8°C for up to 2 weeks. For long term storage store at -20°C in small aliquots to prevent freeze-thaw cycles. |
| Note | For research use only |
| Expiration Date | 12 months from date of receipt. |



Western blot analysis of extracts of various cell lines, using KU70 antibody at 1:1000 dilution.



Immunohistochemistry of paraffin-embedded rat brain using KU70 Antibody at dilution of 1:100 (40x lens).

Biorbyt Ltd.

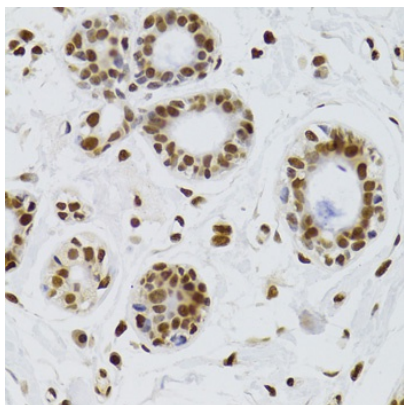
7 Signet Court, Swann Road
Cambridge
CB5 8LA
United Kingdom

Email: info@biorbyt.com, support@biorbyt.com
Phone: [+44 \(0\)1223 859353](tel:+44(0)1223859353) | Fax: [+1 \(415\) 651-8558](tel:+1(415)651-8558)

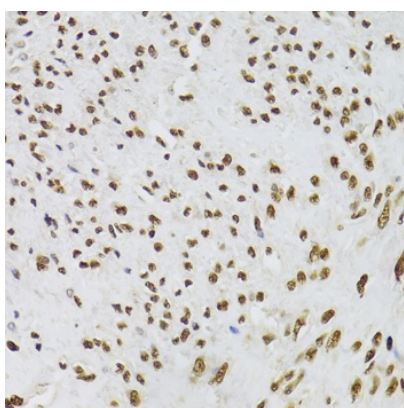
Biorbyt LLC

68 TW Alexander Drive
Research Triangle Park
Durham
NC 27713
United States

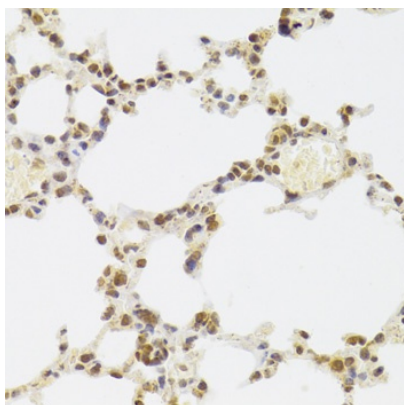
Email: info@biorbyt.com, support@biorbyt.com
Phone: [+1 \(415\) 906-5211](tel:+1(415)906-5211) | Fax: [+1 \(415\) 651-8558](tel:+1(415)651-8558)



Immunohistochemistry of paraffin-embedded human breast using KU70 Antibody at dilution of 1:100 (40x lens).



Immunohistochemistry of paraffin-embedded human leiomyoma of uterus using KU70 Antibody at dilution of 1:100 (40x lens).



Immunohistochemistry of paraffin-embedded mouse lung using KU70 Antibody at dilution of 1:100 (40x lens).

Biorbyt Ltd.

7 Signet Court, Swann Road
Cambridge
CB5 8LA
United Kingdom

Email: info@biorbyt.com, support@biorbyt.com

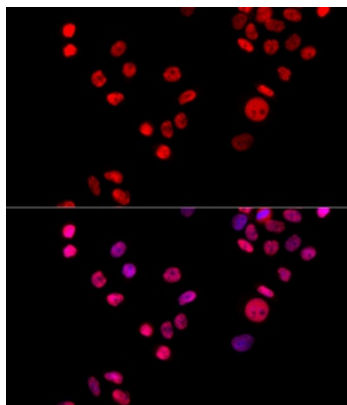
Phone: [+44 \(0\)1223 859353](tel:+44(0)1223859353) | Fax: [+1 \(415\) 651-8558](tel:+1(415)651-8558)

Biorbyt LLC

68 TW Alexander Drive
Research Triangle Park
Durham
NC 27713
United States

Email: info@biorbyt.com, support@biorbyt.com

Phone: [+1 \(415\) 906-5211](tel:+1(415)906-5211) | Fax: [+1 \(415\) 651-8558](tel:+1(415)651-8558)



Immunofluorescence analysis of HeLa cells using KU70 antibody at dilution of 1:100 (40x lens). Blue: DAPI for nuclear staining.

Biorbyt Ltd.

7 Signet Court, Swann Road
Cambridge
CB5 8LA
United Kingdom

Email: info@biorbyt.com, support@biorbyt.com

Phone: [+44 \(0\)1223 859353](tel:+44(0)1223859353) | Fax: [+1 \(415\) 651-8558](tel:+1(415)651-8558)

Biorbyt LLC

68 TW Alexander Drive
Research Triangle Park
Durham
NC 27713
United States

Email: info@biorbyt.com, support@biorbyt.com

Phone: [+1 \(415\) 906-5211](tel:+1(415)906-5211) | Fax: [+1 \(415\) 651-8558](tel:+1(415)651-8558)