

Product Datasheet

SLAMF7 Antibody (orb1258954)

Catalog Number	orb1258954
Category	Antibodies
Description	SLAMF7 Antibody
Target	SLAMF7
Clonality	Polyclonal
Species/Host	Rabbit
Isotype	IgG
Conjugation	Unconjugated
Reactivity	Human, Rat
Form/Appearance	Liquid
Concentration	batch dependent
Buffer/Preservatives	PBS with 0.02% sodium azide, 50% glycerol, pH 7.3.
Purification	Affinity purification
Immunogen	Recombinant fusion protein containing a sequence corresponding to amino acids 23-226 of human SLAMF7 (NP_067004.3).
UniProt ID	Q9NQ25
MW	Observed: 70kDa
Tested applications	IHC, WB

Biorbyt Ltd.

7 Signet Court, Swann Road
Cambridge
CB5 8LA
United Kingdom

Email: info@biorbyt.com, support@biorbyt.com

Phone: [+44 \(0\)1223 859353](tel:+44(0)1223859353) | Fax: [+1 \(415\) 651-8558](tel:+1(415)651-8558)

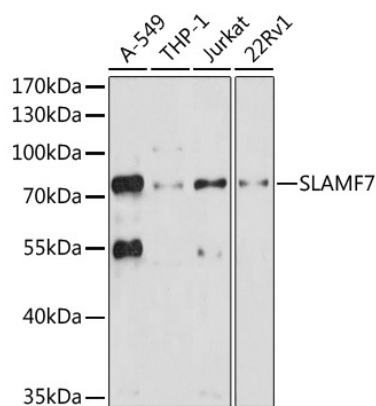
Biorbyt LLC

68 TW Alexander Drive
Research Triangle Park
Durham
NC 27713
United States

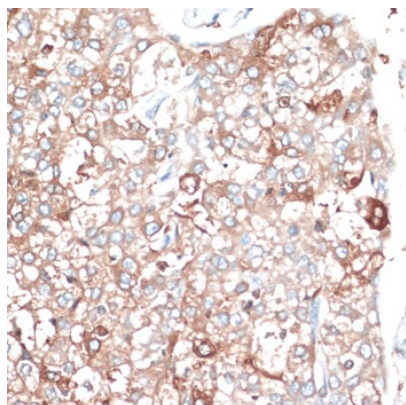
Email: info@biorbyt.com, support@biorbyt.com

Phone: [+1 \(415\) 906-5211](tel:+1(415)906-5211) | Fax: [+1 \(415\) 651-8558](tel:+1(415)651-8558)

Application notes	WB: 1:500 - 1:2000IHC: 1:50 - 1:200
Antibody Type	Primary Antibody
Modifications	None
Storage	Maintain refrigerated at 2-8°C for up to 2 weeks. For long term storage store at -20°C in small aliquots to prevent freeze-thaw cycles.
Note	For research use only
Expiration Date	12 months from date of receipt.



Western blot analysis of extracts of various cell lines, using SLAMF7 antibody (orb1258954) at 1:3000 dilution. Secondary antibody: HRP Goat Anti-Rabbit IgG (H+L) at 1:10000 dilution. Lysates/proteins: 25 ug per lane. Blocking buffer: 3% nonfat dry milk in TBST. Detection: ECL Basic Kit. Exposure time: 30s.



Immunohistochemistry of paraffin-embedded human liver cancer using SLAMF7 antibody (orb1258954) at dilution of 1:100 (40x lens).

Biorbyt Ltd.

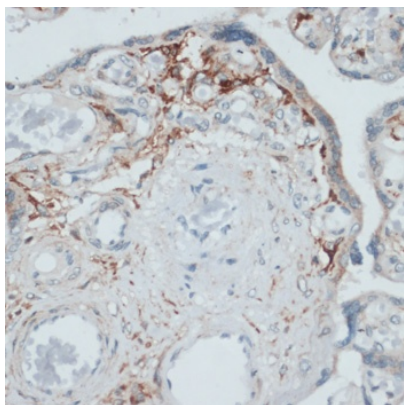
7 Signet Court, Swann Road
Cambridge
CB5 8LA
United Kingdom

Email: info@biorbyt.com, support@biorbyt.com
Phone: +44 (0)1223 859353 | Fax: +1 (415) 651-8558

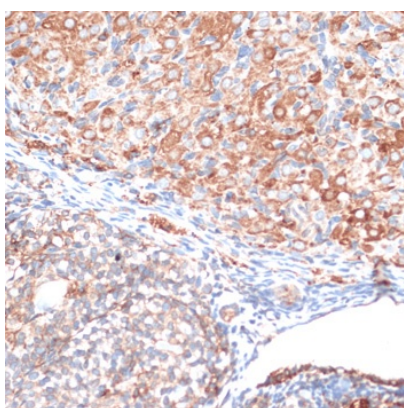
Biorbyt LLC

68 TW Alexander Drive
Research Triangle Park
Durham
NC 27713
United States

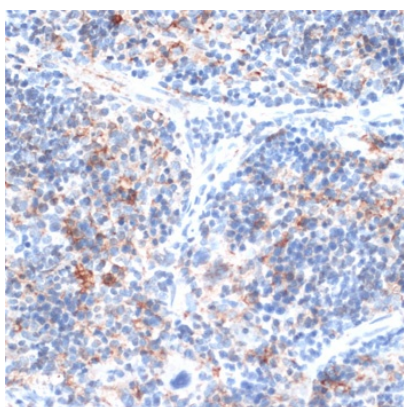
Email: info@biorbyt.com, support@biorbyt.com
Phone: +1 (415) 906-5211 | Fax: +1 (415) 651-8558



Immunohistochemistry of paraffin-embedded human placenta using SLAMF7 antibody (orb1258954) at dilution of 1:100 (40x lens).



Immunohistochemistry of paraffin-embedded rat ovary using SLAMF7 antibody (orb1258954) at dilution of 1:100 (40x lens).



Immunohistochemistry of paraffin-embedded rat spleen using SLAMF7 antibody (orb1258954) at dilution of 1:100 (40x lens).

Biorbyt Ltd.

7 Signet Court, Swann Road
Cambridge
CB5 8LA
United Kingdom

Email: info@biorbyt.com, support@biorbyt.com

Phone: [+44 \(0\)1223 859353](tel:+44(0)1223859353) | Fax: [+1 \(415\) 651-8558](tel:+1(415)651-8558)

Biorbyt LLC

68 TW Alexander Drive
Research Triangle Park
Durham
NC 27713
United States

Email: info@biorbyt.com, support@biorbyt.com

Phone: [+1 \(415\) 906-5211](tel:+1(415)906-5211) | Fax: [+1 \(415\) 651-8558](tel:+1(415)651-8558)