

## Product Datasheet

### SNRPA Antibody (orb1257030)

<b>Catalog Number</b>	orb1257030
<b>Category</b>	Antibodies
<b>Description</b>	SNRPA Antibody
<b>Target</b>	SNRPA
<b>Clonality</b>	Polyclonal
<b>Species/Host</b>	Rabbit
<b>Isotype</b>	IgG
<b>Conjugation</b>	Unconjugated
<b>Reactivity</b>	Human, Mouse, Rat
<b>Form/Appearance</b>	Liquid
<b>Concentration</b>	batch dependent
<b>Buffer/Preservatives</b>	PBS with 0.02% sodium azide, 50% glycerol, pH 7.3.
<b>Purification</b>	Affinity purification
<b>Immunogen</b>	Recombinant fusion protein containing a sequence corresponding to amino acids 1-282 of human SNRPA (NP_004587.1).
<b>UniProt ID</b>	<b>P09012</b>
<b>MW</b>	Observed: 31kDa
<b>Tested applications</b>	IF, IHC, WB

**Biorbyt Ltd.**

7 Signet Court, Swann Road  
Cambridge  
CB5 8LA  
United Kingdom

Email: [info@biorbyt.com](mailto:info@biorbyt.com), [support@biorbyt.com](mailto:support@biorbyt.com)

Phone: [+44 \(0\)1223 859353](tel:+44(0)1223859353) | Fax: [+1 \(415\) 651-8558](tel:+1(415)651-8558)

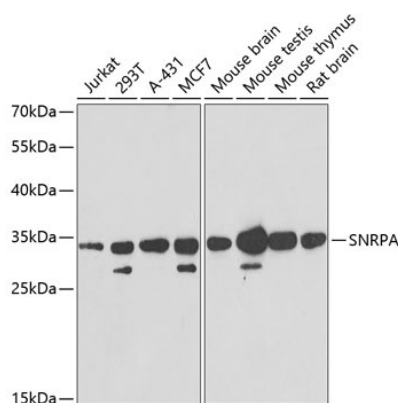
**Biorbyt LLC**

68 TW Alexander Drive  
Research Triangle Park  
Durham  
NC 27713  
United States

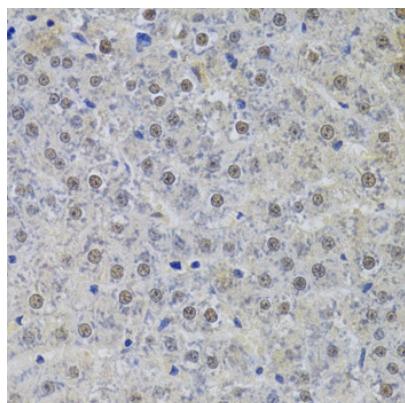
Email: [info@biorbyt.com](mailto:info@biorbyt.com), [support@biorbyt.com](mailto:support@biorbyt.com)

Phone: [+1 \(415\) 906-5211](tel:+1(415)906-5211) | Fax: [+1 \(415\) 651-8558](tel:+1(415)651-8558)

<b>Application notes</b>	WB: 1:500 - 1:2000IHC: 1:50 - 1:200IF: 1:50 - 1:200
<b>Antibody Type</b>	Primary Antibody
<b>Modifications</b>	None
<b>Storage</b>	Maintain refrigerated at 2-8°C for up to 2 weeks. For long term storage store at -20°C in small aliquots to prevent freeze-thaw cycles.
<b>Note</b>	For research use only
<b>Expiration Date</b>	12 months from date of receipt.



Western blot analysis of extracts of various cell lines, using SNRPA antibody (orb1257030) at 1:1000 dilution. Secondary antibody: HRP Goat Anti-Rabbit IgG (H+L) at 1:10000 dilution. Lysates/proteins: 25 ug per lane. Blocking buffer: 3% nonfat dry milk in TBST. Detection: ECL Basic Kit. Exposure time: 90s.



Immunohistochemistry of paraffin-embedded rat liver using SNRPA Antibody (orb1257030) at dilution of 1:100 (40x lens).

**Biorbyt Ltd.**

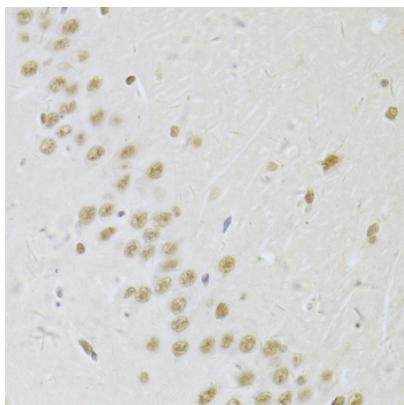
7 Signet Court, Swann Road  
Cambridge  
CB5 8LA  
United Kingdom

Email: [info@biorbyt.com](mailto:info@biorbyt.com), [support@biorbyt.com](mailto:support@biorbyt.com)  
Phone: [+44 \(0\)1223 859353](tel:+44(0)1223859353) | Fax: [+1 \(415\) 651-8558](tel:+1(415)651-8558)

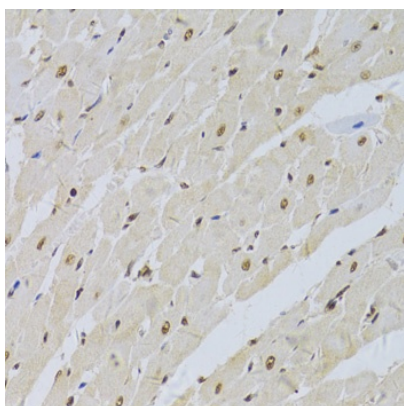
**Biorbyt LLC**

68 TW Alexander Drive  
Research Triangle Park  
Durham  
NC 27713  
United States

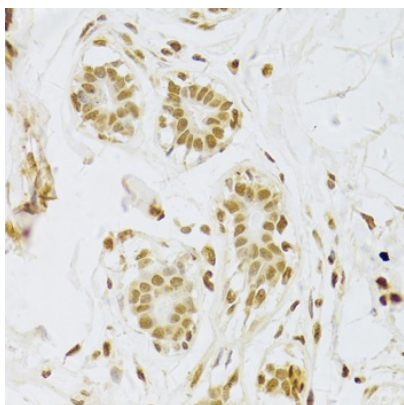
Email: [info@biorbyt.com](mailto:info@biorbyt.com), [support@biorbyt.com](mailto:support@biorbyt.com)  
Phone: [+1 \(415\) 906-5211](tel:+1(415)906-5211) | Fax: [+1 \(415\) 651-8558](tel:+1(415)651-8558)



Immunohistochemistry of paraffin-embedded rat brain using SNRPA Antibody (orb1257030) at dilution of 1:100 (40x lens).



Immunohistochemistry of paraffin-embedded rat heart using SNRPA Antibody (orb1257030) at dilution of 1:100 (40x lens).



Immunohistochemistry of paraffin-embedded human breast using SNRPA Antibody (orb1257030) at dilution of 1:100 (40x lens).

**Biorbyt Ltd.**

7 Signet Court, Swann Road  
Cambridge  
CB5 8LA  
United Kingdom

Email: [info@biorbyt.com](mailto:info@biorbyt.com), [support@biorbyt.com](mailto:support@biorbyt.com)

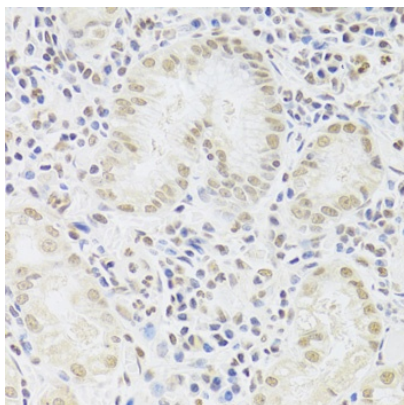
Phone: [+44 \(0\)1223 859353](tel:+44(0)1223859353) | Fax: [+1 \(415\) 651-8558](tel:+1(415)651-8558)

**Biorbyt LLC**

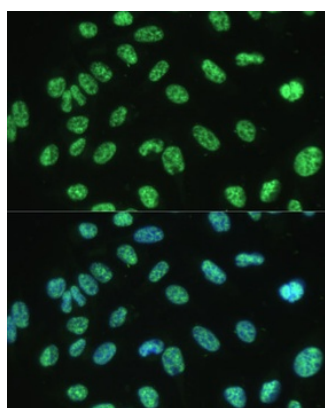
68 TW Alexander Drive  
Research Triangle Park  
Durham  
NC 27713  
United States

Email: [info@biorbyt.com](mailto:info@biorbyt.com), [support@biorbyt.com](mailto:support@biorbyt.com)

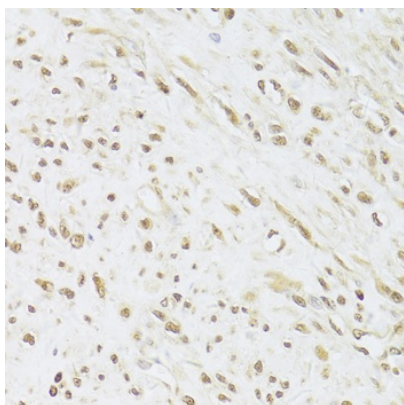
Phone: [+1 \(415\) 906-5211](tel:+1(415)906-5211) | Fax: [+1 \(415\) 651-8558](tel:+1(415)651-8558)



Immunohistochemistry of paraffin-embedded human stomach using SNRPA Antibody (orb1257030) at dilution of 1:100 (40x lens).



Immunohistochemistry of paraffin-embedded human gastric cancer using SNRPA Antibody (orb1257030) at dilution of 1:100 (40x lens).



Immunohistochemistry of paraffin-embedded human leiomyoma of uterus using SNRPA Antibody (orb1257030) at dilution of 1:100 (40x lens).

**Biorbyt Ltd.**

7 Signet Court, Swann Road  
Cambridge  
CB5 8LA  
United Kingdom

Email: [info@biorbyt.com](mailto:info@biorbyt.com), [support@biorbyt.com](mailto:support@biorbyt.com)

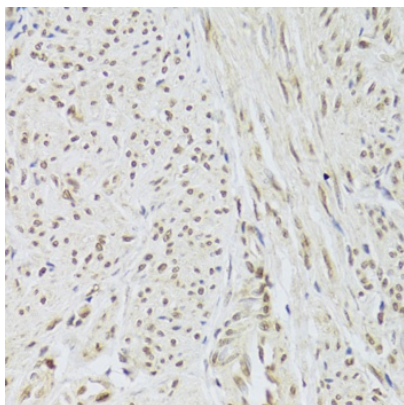
Phone: [+44 \(0\)1223 859353](tel:+44(0)1223859353) | Fax: [+1 \(415\) 651-8558](tel:+1(415)651-8558)

**Biorbyt LLC**

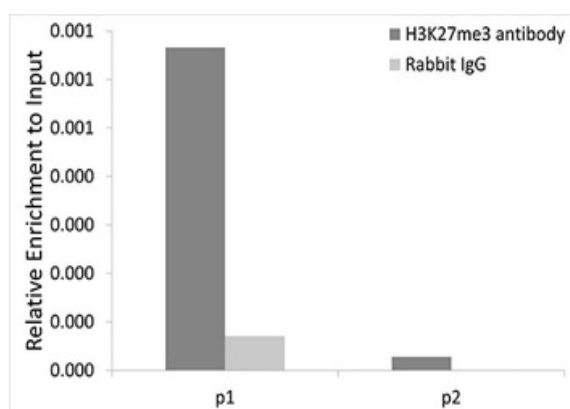
68 TW Alexander Drive  
Research Triangle Park  
Durham  
NC 27713  
United States

Email: [info@biorbyt.com](mailto:info@biorbyt.com), [support@biorbyt.com](mailto:support@biorbyt.com)

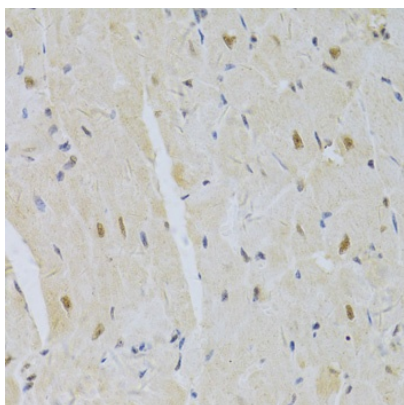
Phone: [+1 \(415\) 906-5211](tel:+1(415)906-5211) | Fax: [+1 \(415\) 651-8558](tel:+1(415)651-8558)



Immunohistochemistry of paraffin-embedded human adenomyosis using SNRPA Antibody (orb1257030) at dilution of 1:100 (40x lens).



Chromatin immunoprecipitation analysis of extracts of 293T cells, using TriMethyl-Histone H3-K27 antibody (orb1258185) and rabbit IgG. P1 and P2 were located on ANO2 gene. The amount of immunoprecipitated DNA was checked by quantitative PCR. Histogram was constructed by the ratios of the immunoprecipitated DNA to the input.



Immunohistochemistry of paraffin-embedded mouse heart using SNRPA Antibody (orb1257030) at dilution of 1:100 (40x lens).

**Biorbyt Ltd.**

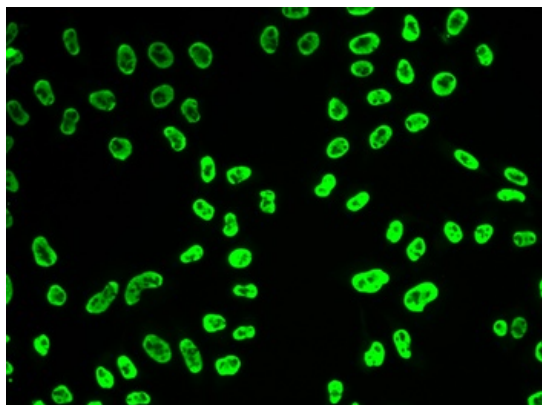
7 Signet Court, Swann Road  
Cambridge  
CB5 8LA  
United Kingdom

Email: [info@biorbyt.com](mailto:info@biorbyt.com), [support@biorbyt.com](mailto:support@biorbyt.com)  
Phone: [+44 \(0\)1223 859353](tel:+44(0)1223859353) | Fax: [+1 \(415\) 651-8558](tel:+1(415)651-8558)

**Biorbyt LLC**

68 TW Alexander Drive  
Research Triangle Park  
Durham  
NC 27713  
United States

Email: [info@biorbyt.com](mailto:info@biorbyt.com), [support@biorbyt.com](mailto:support@biorbyt.com)  
Phone: [+1 \(415\) 906-5211](tel:+1(415)906-5211) | Fax: [+1 \(415\) 651-8558](tel:+1(415)651-8558)



Immunofluorescence analysis of HeLa cells using SNRPA antibody (orb1257030).

---

**Biorbyt Ltd.**

7 Signet Court, Swann Road  
Cambridge  
CB5 8LA  
United Kingdom

Email: [info@biorbyt.com](mailto:info@biorbyt.com), [support@biorbyt.com](mailto:support@biorbyt.com)

Phone: [+44 \(0\)1223 859353](tel:+44(0)1223859353) | Fax: [+1 \(415\) 651-8558](tel:+1(415)651-8558)

**Biorbyt LLC**

68 TW Alexander Drive  
Research Triangle Park  
Durham  
NC 27713  
United States

Email: [info@biorbyt.com](mailto:info@biorbyt.com), [support@biorbyt.com](mailto:support@biorbyt.com)

Phone: [+1 \(415\) 906-5211](tel:+1(415)906-5211) | Fax: [+1 \(415\) 651-8558](tel:+1(415)651-8558)