

## Product Datasheet

### RPS14 Antibody (orb1256814)

<b>Catalog Number</b>	orb1256814
<b>Category</b>	Antibodies
<b>Description</b>	RPS14 Antibody
<b>Target</b>	RPS14
<b>Clonality</b>	Polyclonal
<b>Species/Host</b>	Rabbit
<b>Isotype</b>	IgG
<b>Conjugation</b>	Unconjugated
<b>Reactivity</b>	Human, Mouse, Rat
<b>Form/Appearance</b>	Liquid
<b>Concentration</b>	batch dependent
<b>Buffer/Preservatives</b>	PBS with 0.02% sodium azide, 50% glycerol, pH 7.3.
<b>Purification</b>	Affinity purification
<b>Immunogen</b>	Recombinant fusion protein containing a sequence corresponding to amino acids 1-151 of human RPS14 (NP_005608.1).
<b>UniProt ID</b>	<b>P62263</b>
<b>MW</b>	Observed: 16kDa
<b>Tested applications</b>	IF, IHC, WB

**Biorbyt Ltd.**

7 Signet Court, Swann Road  
Cambridge  
CB5 8LA  
United Kingdom

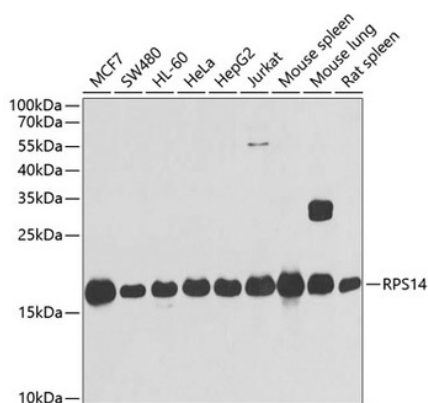
Email: [info@biorbyt.com](mailto:info@biorbyt.com), [support@biorbyt.com](mailto:support@biorbyt.com)  
Phone: [+44 \(0\)1223 859353](tel:+44(0)1223859353) | Fax: [+1 \(415\) 651-8558](tel:+1(415)651-8558)

**Biorbyt LLC**

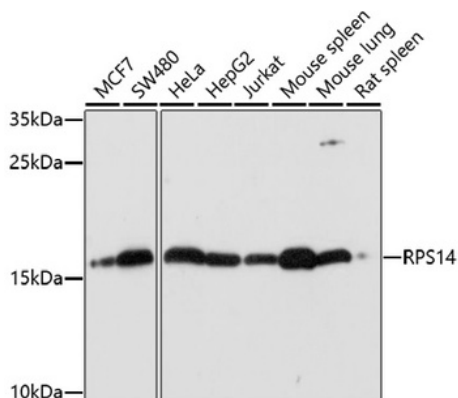
68 TW Alexander Drive  
Research Triangle Park  
Durham  
NC 27713  
United States

Email: [info@biorbyt.com](mailto:info@biorbyt.com), [support@biorbyt.com](mailto:support@biorbyt.com)  
Phone: [+1 \(415\) 906-5211](tel:+1(415)906-5211) | Fax: [+1 \(415\) 651-8558](tel:+1(415)651-8558)

<b>Application notes</b>	WB: 1:500 - 1:2000IHC: 1:50 - 1:200IF: 1:50 - 1:200
<b>Antibody Type</b>	Primary Antibody
<b>Modifications</b>	None
<b>Storage</b>	Maintain refrigerated at 2-8°C for up to 2 weeks. For long term storage store at -20°C in small aliquots to prevent freeze-thaw cycles.
<b>Note</b>	For research use only
<b>Expiration Date</b>	12 months from date of receipt.



Western blot analysis of extracts of various cell lines, using RPS14 antibody (orb1256814) at 1:1000 dilution. Secondary antibody: HRP Goat Anti-Rabbit IgG (H+L) at 1:10000 dilution. Lysates/proteins: 25 ug per lane. Blocking buffer: 3% nonfat dry milk in TBST. Detection: ECL Basic Kit. Exposure time: 30s.



Immunohistochemistry of paraffin-embedded mouse brain using RPS14 antibody (orb1256814) at dilution of 1:100 (40x lens).

#### Biorbyt Ltd.

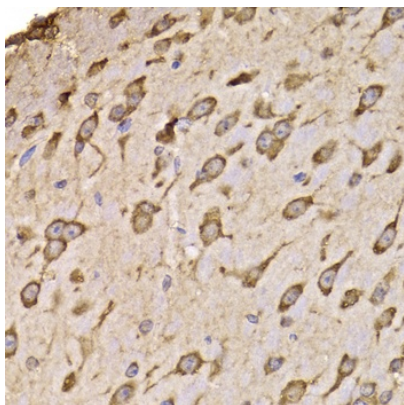
7 Signet Court, Swann Road  
Cambridge  
CB5 8LA  
United Kingdom

Email: [info@biorbyt.com](mailto:info@biorbyt.com), [support@biorbyt.com](mailto:support@biorbyt.com)  
Phone: +44 (0)1223 859353 | Fax: +1 (415) 651-8558

#### Biorbyt LLC

68 TW Alexander Drive  
Research Triangle Park  
Durham  
NC 27713  
United States

Email: [info@biorbyt.com](mailto:info@biorbyt.com), [support@biorbyt.com](mailto:support@biorbyt.com)  
Phone: +1 (415) 906-5211 | Fax: +1 (415) 651-8558



Immunofluorescence analysis of MCF7 cells using RPS14 antibody (orb1256814). Blue: DAPI for nuclear staining.

**Biorbyt Ltd.**

7 Signet Court, Swann Road  
Cambridge  
CB5 8LA  
United Kingdom

Email: [info@biorbyt.com](mailto:info@biorbyt.com), [support@biorbyt.com](mailto:support@biorbyt.com)

Phone: [+44 \(0\)1223 859353](tel:+44(0)1223859353) | Fax: [+1 \(415\) 651-8558](tel:+1(415)651-8558)

**Biorbyt LLC**

68 TW Alexander Drive  
Research Triangle Park  
Durham  
NC 27713  
United States

Email: [info@biorbyt.com](mailto:info@biorbyt.com), [support@biorbyt.com](mailto:support@biorbyt.com)

Phone: [+1 \(415\) 906-5211](tel:+1(415)906-5211) | Fax: [+1 \(415\) 651-8558](tel:+1(415)651-8558)