

Product Datasheet

ZNF148 Antibody (orb1256668)

Catalog Number	orb1256668
Category	Antibodies
Description	ZNF148 Antibody
Target	ZNF148
Clonality	Polyclonal
Species/Host	Rabbit
Isotype	IgG
Conjugation	Unconjugated
Reactivity	Human, Mouse, Rat
Form/Appearance	Liquid
Concentration	batch dependent
Buffer/Preservatives	PBS with 0.02% sodium azide, 50% glycerol, pH 7.3.
Purification	Affinity purification
Immunogen	Recombinant fusion protein containing a sequence corresponding to amino acids 690-794 of human ZNF148 (NP_068799.2).
UniProt ID	Q9UQR1
MW	Observed: 105kDa
Tested applications	IF, IHC, WB

Biorbyt Ltd.

7 Signet Court, Swann Road
Cambridge
CB5 8LA
United Kingdom

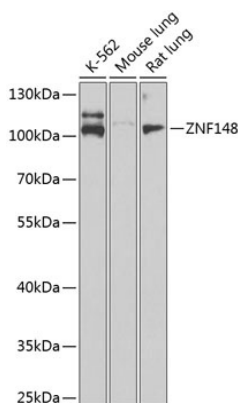
Email: info@biorbyt.com, support@biorbyt.com
Phone: [+44 \(0\)1223 859353](tel:+44(0)1223859353) | Fax: [+1 \(415\) 651-8558](tel:+1(415)651-8558)

Biorbyt LLC

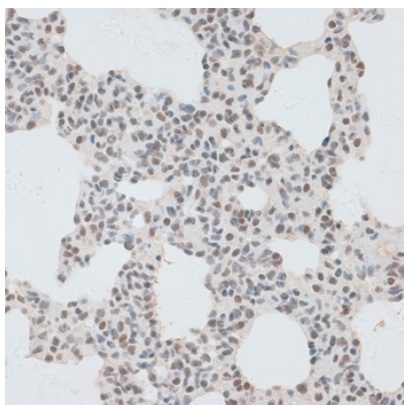
68 TW Alexander Drive
Research Triangle Park
Durham
NC 27713
United States

Email: info@biorbyt.com, support@biorbyt.com
Phone: [+1 \(415\) 906-5211](tel:+1(415)906-5211) | Fax: [+1 \(415\) 651-8558](tel:+1(415)651-8558)

Application notes	WB: 1:500 - 1:1000IHC: 1:50 - 1:100IF: 1:20 - 1:100
Antibody Type	Primary Antibody
Modifications	None
Storage	Maintain refrigerated at 2-8°C for up to 2 weeks. For long term storage store at -20°C in small aliquots to prevent freeze-thaw cycles.
Note	For research use only
Expiration Date	12 months from date of receipt.



Western blot analysis of extracts of various cell lines, using ZNF148 Antibody (orb1256668) at 1:1000 dilution. Secondary antibody: HRP Goat Anti-Rabbit IgG (H+L) at 1:10000 dilution. Lysates/proteins: 25 ug per lane. Blocking buffer: 3% nonfat dry milk in TBST. Detection: ECL Basic Kit. Exposure time: 60s.



Immunohistochemistry of paraffin-embedded rat lung using ZNF148 antibody (orb1256668) at dilution of 1:100 (40x lens).

Biorbyt Ltd.

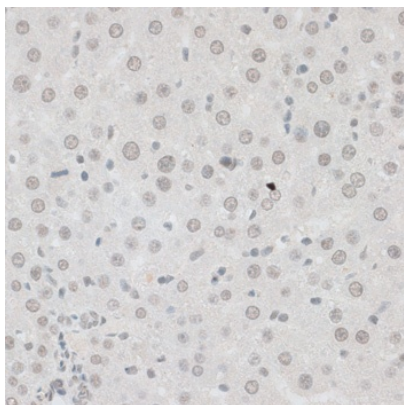
7 Signet Court, Swann Road
Cambridge
CB5 8LA
United Kingdom

Email: info@biorbyt.com, support@biorbyt.com
Phone: [+44 \(0\)1223 859353](tel:+44(0)1223859353) | Fax: [+1 \(415\) 651-8558](tel:+1(415)651-8558)

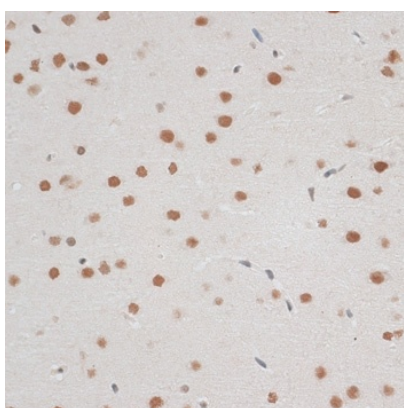
Biorbyt LLC

68 TW Alexander Drive
Research Triangle Park
Durham
NC 27713
United States

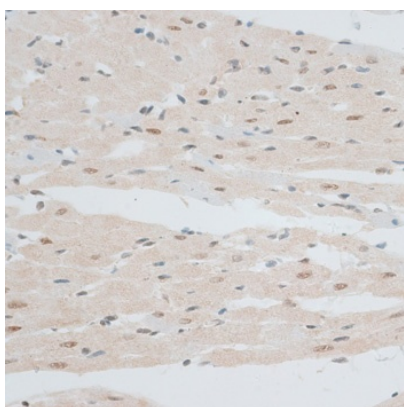
Email: info@biorbyt.com, support@biorbyt.com
Phone: [+1 \(415\) 906-5211](tel:+1(415)906-5211) | Fax: [+1 \(415\) 651-8558](tel:+1(415)651-8558)



Immunohistochemistry of paraffin-embedded rat liver using ZNF148 antibody (orb1256668) at dilution of 1:100 (40x lens).



Immunohistochemistry of paraffin-embedded rat brain using ZNF148 antibody (orb1256668) at dilution of 1:100 (40x lens).



Immunohistochemistry of paraffin-embedded rat heart using ZNF148 antibody (orb1256668) at dilution of 1:100 (40x lens).

Biorbyt Ltd.

7 Signet Court, Swann Road
Cambridge
CB5 8LA
United Kingdom

Email: info@biorbyt.com, support@biorbyt.com

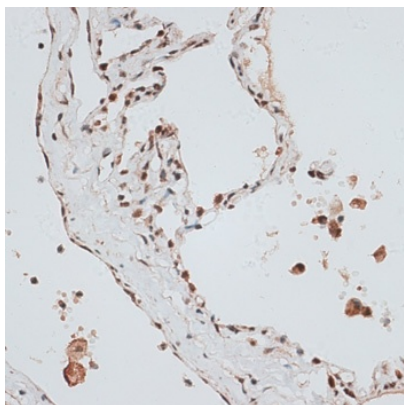
Phone: [+44 \(0\)1223 859353](tel:+44(0)1223859353) | Fax: [+1 \(415\) 651-8558](tel:+1(415)6518558)

Biorbyt LLC

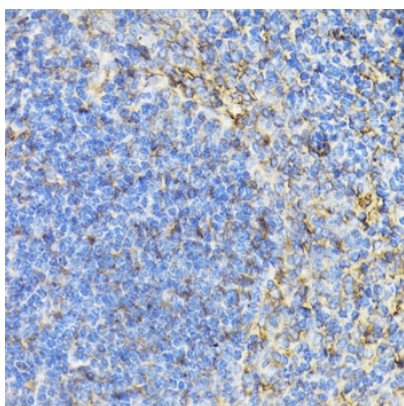
68 TW Alexander Drive
Research Triangle Park
Durham
NC 27713
United States

Email: info@biorbyt.com, support@biorbyt.com

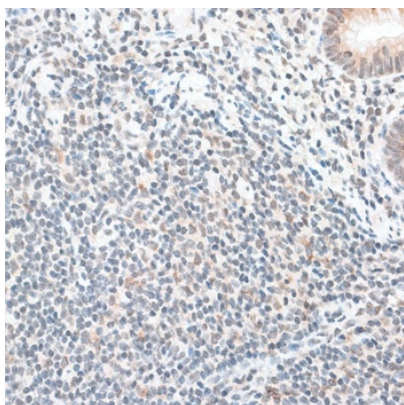
Phone: [+1 \(415\) 906-5211](tel:+1(415)9065211) | Fax: [+1 \(415\) 651-8558](tel:+1(415)6518558)



Immunohistochemistry of paraffin-embedded human lung using ZNF148 antibody (orb1256668) at dilution of 1:100 (40x lens).



Immunohistochemistry of paraffin-embedded human colon using ZNF148 antibody (orb1256668) at dilution of 1:100 (40x lens).



Immunohistochemistry of paraffin-embedded human appendix using ZNF148 antibody (orb1256668) at dilution of 1:100 (40x lens).

Biorbyt Ltd.

7 Signet Court, Swann Road
Cambridge
CB5 8LA
United Kingdom

Email: info@biorbyt.com, support@biorbyt.com

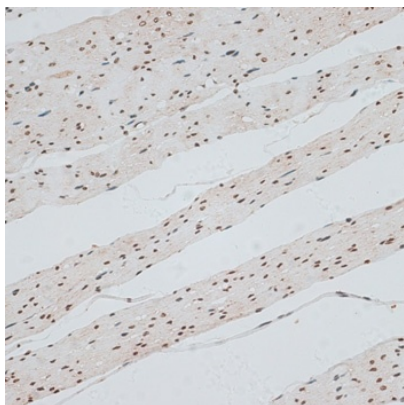
Phone: [+44 \(0\)1223 859353](tel:+44(0)1223859353) | Fax: [+1 \(415\) 651-8558](tel:+1(415)651-8558)

Biorbyt LLC

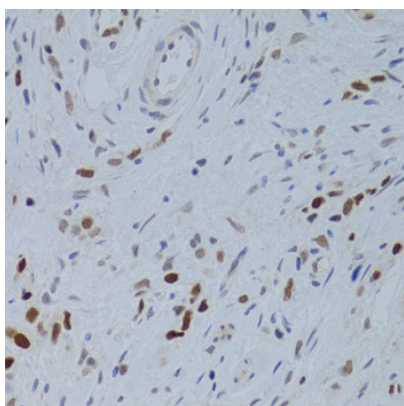
68 TW Alexander Drive
Research Triangle Park
Durham
NC 27713
United States

Email: info@biorbyt.com, support@biorbyt.com

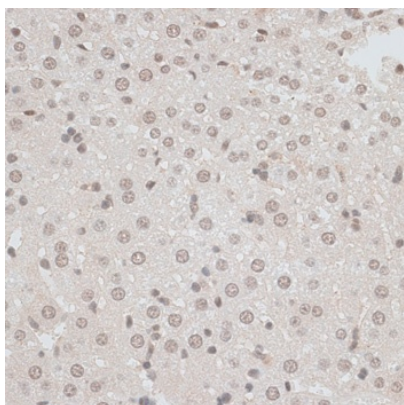
Phone: [+1 \(415\) 906-5211](tel:+1(415)906-5211) | Fax: [+1 \(415\) 651-8558](tel:+1(415)651-8558)



Immunohistochemistry of paraffin-embedded human smooth muscle using ZNF148 antibody (orb1256668) at dilution of 1:100 (40x lens).



Immunohistochemistry of paraffin-embedded human gastric cancer using NASP Antibody (orb1256714) at dilution of 1:100 (40x lens).



Immunohistochemistry of paraffin-embedded mouse liver using ZNF148 antibody (orb1256668) at dilution of 1:100 (40x lens).

Biorbyt Ltd.

7 Signet Court, Swann Road
Cambridge
CB5 8LA
United Kingdom

Email: info@biorbyt.com, support@biorbyt.com

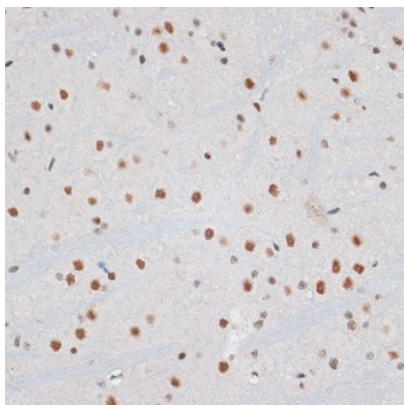
Phone: [+44 \(0\)1223 859353](tel:+44(0)1223859353) | Fax: [+1 \(415\) 651-8558](tel:+1(415)651-8558)

Biorbyt LLC

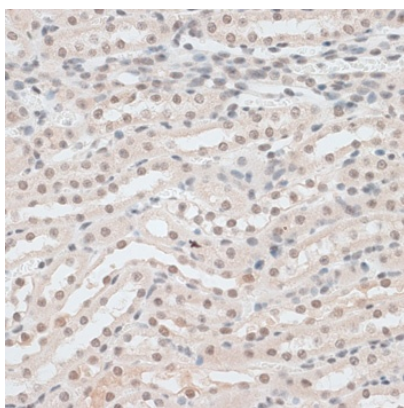
68 TW Alexander Drive
Research Triangle Park
Durham
NC 27713
United States

Email: info@biorbyt.com, support@biorbyt.com

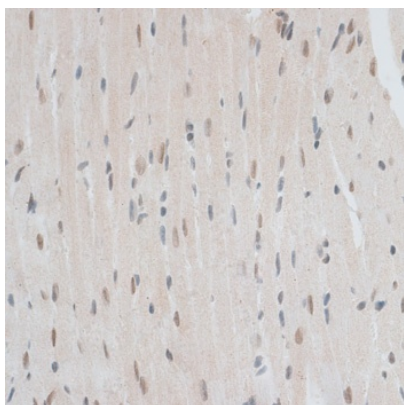
Phone: [+1 \(415\) 906-5211](tel:+1(415)906-5211) | Fax: [+1 \(415\) 651-8558](tel:+1(415)651-8558)



Immunohistochemistry of paraffin-embedded mouse brain using ZNF148 antibody (orb1256668) at dilution of 1:100 (40x lens).



Immunohistochemistry of paraffin-embedded mouse kidney using ZNF148 antibody (orb1256668) at dilution of 1:100 (40x lens).



Immunohistochemistry of paraffin-embedded mouse heart using ZNF148 antibody (orb1256668) at dilution of 1:100 (40x lens).

Biorbyt Ltd.

7 Signet Court, Swann Road
Cambridge
CB5 8LA
United Kingdom

Email: info@biorbyt.com, support@biorbyt.com

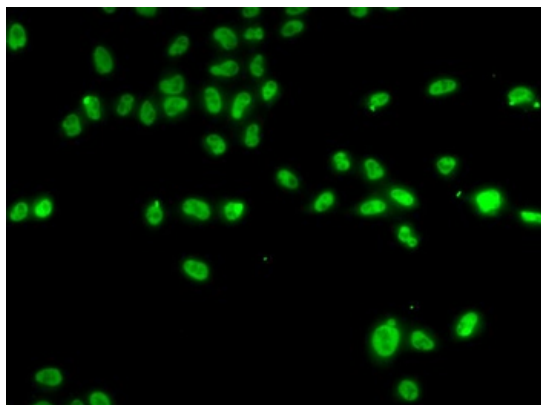
Phone: [+44 \(0\)1223 859353](tel:+44(0)1223859353) | Fax: [+1 \(415\) 651-8558](tel:+1(415)651-8558)

Biorbyt LLC

68 TW Alexander Drive
Research Triangle Park
Durham
NC 27713
United States

Email: info@biorbyt.com, support@biorbyt.com

Phone: [+1 \(415\) 906-5211](tel:+1(415)906-5211) | Fax: [+1 \(415\) 651-8558](tel:+1(415)651-8558)



Immunofluorescence analysis of A-549 cells using ZNF148 antibody (orb1256668).

Biorbyt Ltd.

7 Signet Court, Swann Road
Cambridge
CB5 8LA
United Kingdom

Email: info@biorbyt.com, support@biorbyt.com

Phone: [+44 \(0\)1223 859353](tel:+44(0)1223859353) | Fax: [+1 \(415\) 651-8558](tel:+1(415)6518558)

Biorbyt LLC

68 TW Alexander Drive
Research Triangle Park
Durham
NC 27713
United States

Email: info@biorbyt.com, support@biorbyt.com

Phone: [+1 \(415\) 906-5211](tel:+1(415)9065211) | Fax: [+1 \(415\) 651-8558](tel:+1(415)6518558)